



Vehicle Services

Tools & Workshop
equipment

v4.04.2026



People. Passion. Performance.

PEOPLE. PASSION. PERFORMANCE.

At CP, our mission is to provide our customers with sustainable added value solutions which optimize performance, maximize efficiency and ensure operator satisfaction.

With a dedicated product portfolio and a robust network of partners & authorized distributors, we aim to deliver best-in-class global service and local support to automotive service professionals.

Drawing from decades of experience and expertise in Vehicle Service, we have embarked on a transformational journey to provide you with value-added solutions developed in-house by our R&D team.

Ergonomics, safety and reliability are the cornerstones of our product development. Our industrial tools are designed and tested to be durable and more and more sustainable, ensuring ease of use and maximum productivity.

We are pleased to present this new version of our catalogue. It will provide you with a comprehensive view of our Vehicle Service tools and solutions, reflecting our ongoing commitment to excellence and innovations.

Discover how CP can enhance your operations with our cutting-edge products and services.



It's simple, really. You have work to do, and customers to serve. CP is there to help you get the job done, without compromise.





**GENERAL
MECHANICS**



**TIRE
SHOPS**



**BODY
SHOPS**

At CP, our goal is to provide best-in-class global service and local support to automotive professionals for General Mechanics, Tire Shops and Body shops applications.

A COMPLETE VEHICLE SERVICE OFFER WITH A FOCUS ON TIRE SHOPS

By following and choosing the appropriate solutions, you will ensure that you will have the best performing tools for your Tire Shops applications therefore making your job faster and easier, increasing your productivity.

At every step of the way, we are there for you to provide One-Stop-Shop equipment, tools and accessories for, your day-to-day tire changing jobs.

From lifting the vehicle to untightening and tightening, we offer a full range of solutions to equip your shop. We understand the specific needs of maintaining and repairing 2 wheelers, cars and truck fleets. CP helps make tough jobs easier.

You can rely on our knowledge, our tools, our equipment and our expert recommendation to make sure you are safe at all times when changing your tires.

CP's dedication to the automotive industry spans decades. Benefits from our expertise, from factory to field, through certified quality testing and training, we develop products for you. With CP8609 series (page 42) and CP8854 series (page 54), combined with the application CPInQ, CP is starting its transformation to enter a new age.

What does it mean? CP is going to provide high added value solutions in terms of:

- Extended Mobility & precision with cordless tools
- Process Control with bolting errors tracking & bolt counting
- Traceability with data collection & reporting.



SPARES AND ACCESSORIES

Original CP parts and genuine accessories are available for your CP tools. Follow this logo to find the dedicated spare kit and accessories selection listed at the end of each product section.

MARKET SEGMENT



General Mechanics



Tire Shops



Body Shops



Metal Fabrication

OTHER



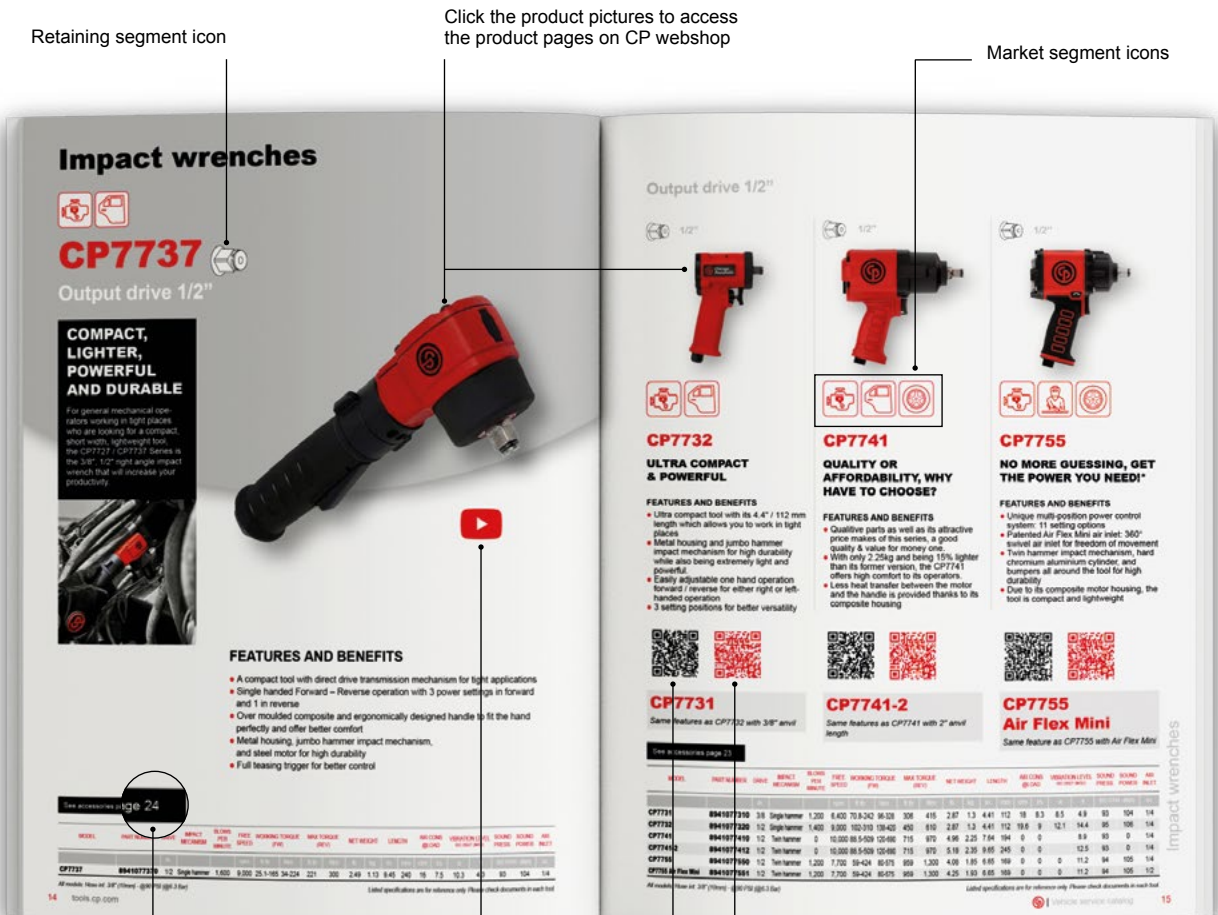
S2S Technology is the market's most convenient one handed impact wrench design. The operator can change between forward & reverse with one hand in any position.

There is less stress/fatigue on operator's wrist and arm when changing between forward & reverse.

CATALOG GUIDE

This catalog is available in printing version and also in digital pdf version.

For both versions you have access to digital links by scanning the QR codes in the printing version and clicking the pictures/icons in the digital one.



Click the page number to access the accessories

Click the YT icons to access the product videos on CP YouTube channel

Scan red QR codes to access the product videos on CP YouTube channel

Scan black QR codes to access the product pages on CP webshop



IMPACT & RATCHET WRENCHES	11
ACCESSORIES & KITS P. 25 AND P. 29	
TORQUE WRENCHES	35
ACCESSORIES P. 52	
SCREWDRIVERS	54
ACCESSORIES P. 58	
GRINDERS	59
ACCESSORIES P. 70	
SANDERS	75
ACCESSORIES P. 85	
PERCUSSIVE TOOLS	87
ACCESSORIES P. 92	
DRILLS	95
ACCESSORIES P. 99	
SPECIALTY TOOLS	101
ACCESSORIES P. 110	
CLASSIC TOOLS	111
ACCESSORIES P. 119	
WORKSHOP EQUIPMENT	121
ACCESSORIES P. 131	
AIR LINE NETWORK	133
HOSES, COUPLINGS, LUBRICATION, BALANCERS	
SAFETY INSTRUCTIONS - INDEX - CONVERSION TABLE	150

Our commitment to Sustainability

“Countries, Citizens & Companies have a shared responsibility towards Sustainability. **As a responsible Industrial player, we take our Corporate Social Responsibility seriously, guided by the Sustainable Development Goals** from the United Nations.



We strive to conduct our business in an ethical, environmental, and humane manner. We are now setting even more ambitious targets and taking actions accordingly.

Sustainability is at the core of our approach and influences our decisions at every level.

To evaluate our activities and demonstrate our commitment to sustainability, we rely on external Environmental, Social and Governance (ESG) assessment platforms, such as **EcoVadis**. This enables us to challenge our targets and the way we do things.”



Sustainability 2024 Achievements & 2025 Targets

Environment



2024: 92,8% of reused, recycled or recovered waste**.

2025 target: 100%

-28%

CO² emissions scope 3 by 2030*.

-46%

CO² emissions scope 1 & 2 by 2030*.

100% of new or redesigned products benefit from a Product Carbon Footprint calculation.

People & Culture



26%

of women in our workplace in 2024**

By 2030, our target is to reach a minimum of **30% women in our workforce***.

Ethics & Transparency



100%

of our employees worldwide have been trained on our **Code of Conduct** and have signed a compliance agreement in 2024.

2024: 34% of our suppliers have been evaluated by EcoVadis.

2025 target: 35%**

Most of our CO₂ emissions comes from **Scope 3 Downstream**, when our products are **in-use phase**. Our **Research & Development** teams are working on **3 major levers** to reduce CO₂ emissions:



Electric-powered products



Energy-efficient products during usage



Customer usage optimization

Since January 2021, the CO₂ impact of any new product is measured through a **Product Carbon Footprint (PCF)** based on ISO 14067:2018 standard. This measure enables us to improve tool efficiency along the product development process and to provide product recommendations to our customers.

Discover our **Product Environmental Card**



Do you want to know more on **all our activities & commitment to Sustainability?**



tools.cp.com/en/about/Sustainability

Packaging

In 2024, we challenged CP Tools packaging. Most of our outer carton were made with the use of many colors and glossy finish. **We decided to use as of now a minimalist approach using only black ink on raw cardboard.**



NEW



OLD

Find the Right Tool in Just a Few Clicks

Try out our selectors and configurators!

Whether you're looking for the perfect air motor, the ideal grinder, or the best air line setup, our smart selectors and configurators are here to help.

Designed for professionals, these tools guide you to the most suitable solution based on your specific needs and working conditions.

Assembly Tool selector

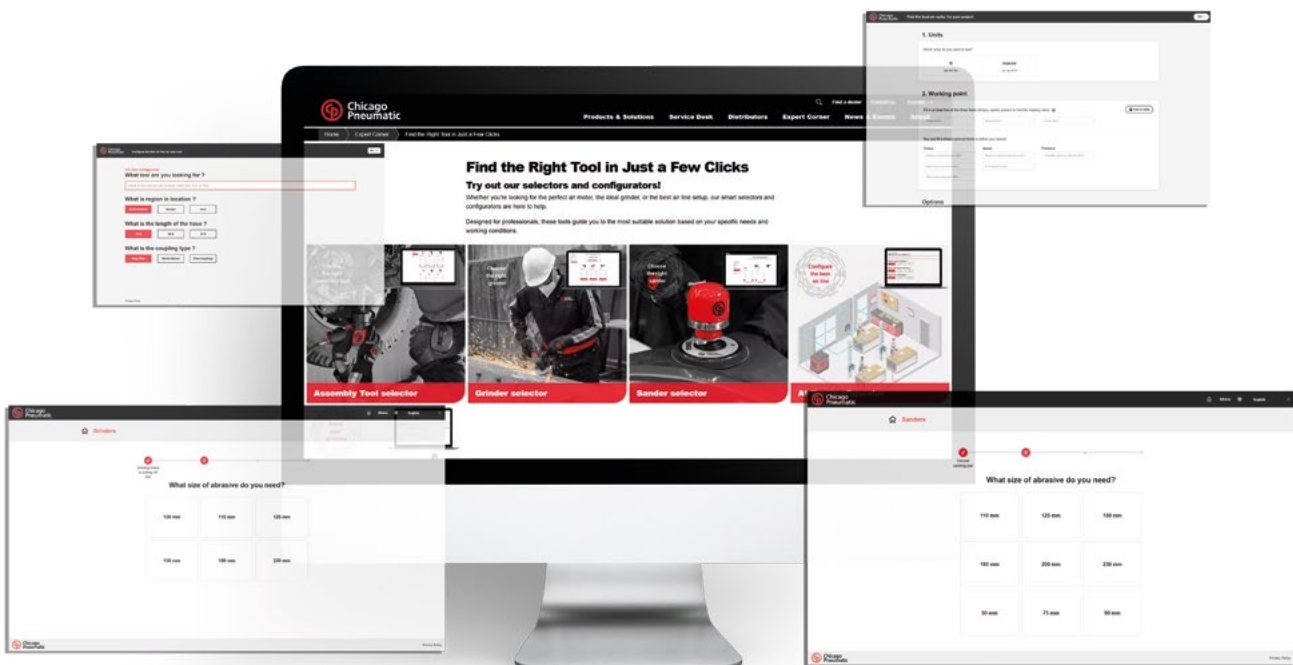
Choose the best assembly tool for your production needs with our Assembly Tool Selector. Define your torque, speed, and workflow requirements for consistent and reliable assembly operations. Begin by outlining your application needs:

- Screwdrivers
- Precision Fastening
- Loosening-Breaking
- Fastening & Torque Limited

Grinder selector

Discover the ideal industrial grinder for your needs with our Grinder Selector Tool! Whether you need an industrial, super industrial, or general maintenance model, our tool helps you identify the best fit. Simply follow these various application criteria to streamline your operations and enhance productivity:

- Disc type: depressed-center wheel, straight cut-off wheel, straight cup wheel, flaring cup wheel, flap disc
- Disc size: from 100 mm to 230 mm
- Tool shape: angle, straight, or vertical
- Spindle type: Hex or M14



Sander selector

Find the right sander for a flawless finish! Select your tool based on surface type, material, and application. Answer these questions to make your ideal selection. Our selector guides you to the ideal sander for precision, comfort, and efficiency:

- Which abrasives do you typically use?
- What size of abrasive do you need?
- What tool configuration do you prefer?
- What orbit size do you require?

Airline configurator

Optimize your air line setup with our Airline Configurator. It helps you select the right tool and ensures efficient air network management. Start by considering these key factors:

- What tool are you looking for?
- What is the region in location?
- What is the length of the hose?
- What is the coupling type?

Air Motor selector

Selecting an air motor is now easier than ever with our Air Motor Selector tool. It saves you time and minimizes the risk of errors. Here's how you can make a quick and easy selection:

- Select your unit system
- Identify the working point by entering your working parameters
- Specify your preferences for shaft type, raw material, and rotation direction
- Discover our pre-selection and check the curves and dimensional aspects

Find the Right Tool in Just a Few Clicks !



" At CP we are dedicated to making our customers' jobs as easy as possible. With many models available, it can sometimes be daunting knowing where to start when choosing a tool, but with our new online site, engineers can now make their selection process even easier."

Adrien Chartrel,
Global Marketing Manager, Chicago Pneumatic

What we offer

When you choose CP power tools for professional and industrial applications, you buy into a legacy of trust, durability and operator comfort, thanks to our commitment to performance, material, aesthetics, efficiency, and convenience.

We work towards delivering best-in-class customer value

- Products: reliable, ergonomic, safe, robust, easy-to-use
- Service: best-in-class support with fast local service
- Expertise: expert advice based on decades of experience, backed by quality testing and training
- Pricing: value for money
- Parts: original spare parts and services
- Availability: fast and easy delivery through a dedicated global production and distribution network

Engineered to excel

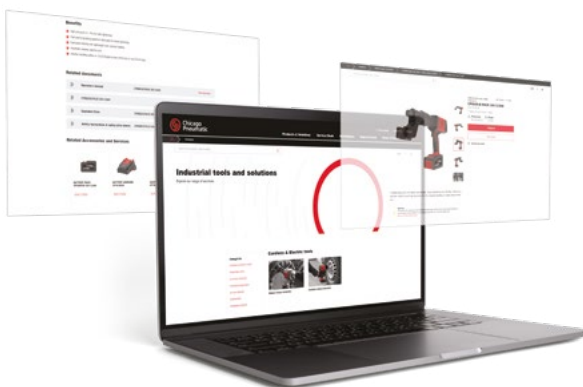
Not only are our products engineered to excel, they are also designed for safe operations. At CP, our goal is to deliver best-in-class global service and local support to our industrial, construction and infrastructure customers through a dedicated product portfolio and a strong network of authorized distributors.

Our products are known for their reliability, ergonomics, safety, robustness and ease-of-use and we ensure a reliable supply of original spare parts through our logistics network, and responsive service.

Dedicated eCommerce platform

With CP Webshop you can place and track your orders for tools, parts and accessories, anytime and anywhere! Our eCommerce platform provides our customers with rich product content and an easy-to-use order and checkout process.

Benefits of the Webshop



- A fast and easy-to-use eCommerce platform
- 24/7 order placement with real-time order and tracking status
- Enhanced product information with technical data/specification, and related accessories and spare parts
- Easily accessible product images and related documents
- Ease of upselling/cross-selling



Experience it !

IMPACT & RATCHET WRENCHES



How to select your tool

Application

- Materials
- Joint types
- Bolt Ø & Grade
- Duty

Sockets

- Types
- Size
- Access

Tools

- Handle type
- Clutch types
- Square drive & sockets retainer
- Torque

1. Handle type

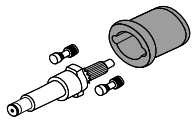


Pistol (P)



D-Handle (D)


2. Clutch type



PIN CLUTCH

Benefits

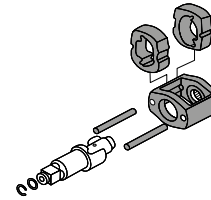
- Extremely low vibration clutch for better operator comfort
- Excellent on hard joints with a good power/weight ratio



SINGLE DOG

Benefits

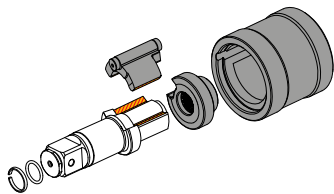
- Compact clutch
- Lighter than the twin hammer version
- Excellent for Maintenance and Repair Operations (MRO)



TWIN HAMMER (also called Double Dog)

Benefits

- High energy per blow
- Very durable clutch
- Excellent for hard joints
- All around clutch with a high power/weight ratio



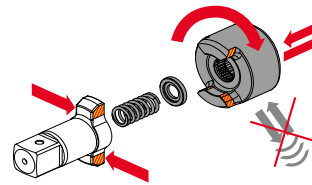
ROCKING DOG CLUTCH (pinless or double)

Durable & Easy

maintenance operation
Thanks to only two main moving parts

Efficient

Thanks to the heavy cage blow efficiency, this clutch is well performing even with limited airflow.



THE 2-JAW CLUTCH

Best choice for tough duty!

Symmetric

The hammer is round and closed to avoid lateral vibrations.

Versatile & Comfortable

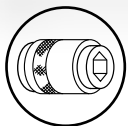
Efficient for all type of joints, the 2-Jaw clutch is one of the quietest technology improving dramatically operator's comfort.

3. Square drive & socket retainer

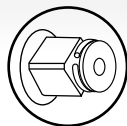
You will find on the market a wide selection of socket retainers, from the simple friction ring retention to dual retention and spline configurations for maximum power transfer and safety.

VERSATILITY

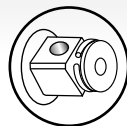
SAFETY



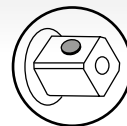
Quick Change
for screwdriver bits or bits sockets



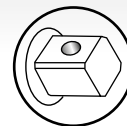
Friction Ring
for rapid socket change



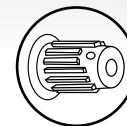
Dual (Hole + Friction) for versatility



Pin Retainer
for dedicated applications

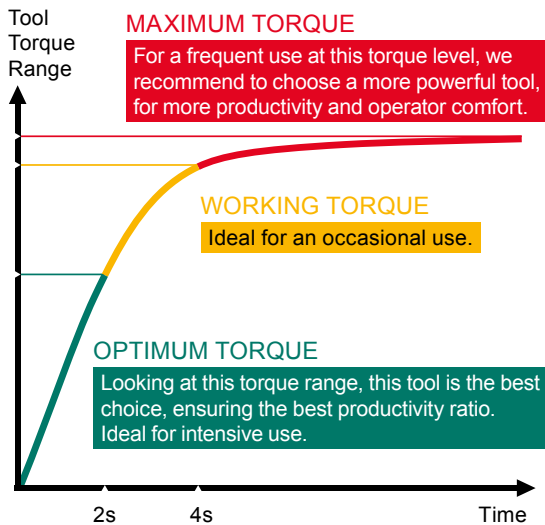


Hole for pin o-ring type retention



Integral Spline
with integral push button retainer. Maximize torque transfer and socket life

4. Torque



This table will help you to choose the right impact mechanism

Type of Clutches	Joint assembly			
	Very hard	Hard	Soft	Very soft
Pin clutch	✓	✓	✓	✗
Single dog clutch	✓	✓	✓	✗
Twin Hammer clutch (Double dog clutch)	✓	✓	✓	✗
Rocking dog clutch	✓	✓	✓	✓
2-Jaw clutch	✓	✓	✓	✓

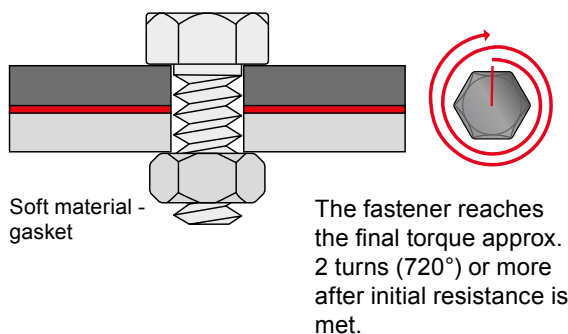
Ultimate / Good / Possible / Not suitable

Learn how to differentiate soft and hard joint

Soft or hard joint designate the nature of the junction of the two surfaces that are assembled or disassembled.

SOFT JOINT

Low resistance to turning until the bolt (or nut) reaches its seating, after which resistance slowly increases. A joint in which the plates and material between the nut and bolt bearing surfaces have a low stiffness when subjected to compression by the bolt load. Often the placement of a gasket in a joint results in a soft joint.



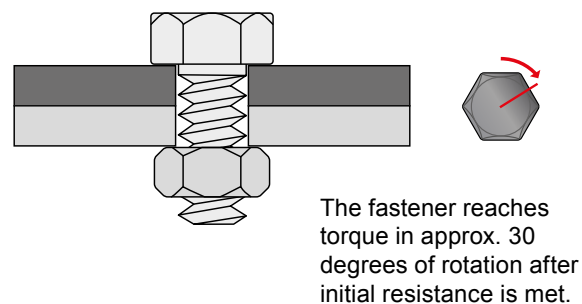
VERY SOFT JOINT

Rubber

Wood

HARD JOINT

Low resistance to turning until the bolt (or nut) reaches its seating, after which resistance rapidly increases. A joint in which the plates and material between the nut and bolt bearing surfaces have a high stiffness when subjected to compression by the bolt load. Metal to metal results in a hard joint.



VERY HARD JOINT

Metal to gasket

Metal

Impact wrenches

Output drive 3/8" - 1/2"



CP721

COMFORT & DURABILITY

FEATURES AND BENEFITS

- The metal motor housing with rocking dog impact mechanism guarantees smooth operation and a high durability
- A compact tool allowing easy access in tight applications
- A comfortable tool with built-in power regulator and ergonomic handle



CP7722

COMPACT FOR EASIER ACCESS

FEATURES AND BENEFITS

- Metal housing and double rocking dog impact mechanism for high durability
- Power regulator at the back (4 power settings) and butterfly shift for forward / reverse for improved ergonomics



CP7739

SIDE2SIDE: REVERSE TECHNOLOGY FOR BALANCE & POWER

FEATURES AND BENEFITS

- Lightweight composite housing, twin hammer impact mechanism, and magnesium clutch housing for high durability
- Side-2-Side reverse / forward technology with 3 positive power settings to maximise operator comfort

CP7729

Same features as CP7739 with 3/8" output drive

See accessories page 25

MODEL	PART NUMBER	DRIVE	IMPACT MECHANISM	FREE SPEED	WORKING TORQUE (FW)		MAX TORQUE (REV)		NET WEIGHT		LENGTH		AIR CONS @LOAD		VIBRATION LEVEL ISO 28927 (M/S2)		SOUND PRESS.	SOUND POWER	AIR INLET
					ft.lb	Nm	ft.lb	Nm	lb	kg	in.	mm	cfm	l/s	a	k	ISO 15744 - dB(A)	in.	
CP721	T021963	3/8	Rocking dog	11,000	5.2-50.2	7-68	75.2	102	2.65	1.2	5.75	146	10	4.7	4.7	3.3	87	98	1/4
CP7722	8941077220	3/8	Rocking dog	9,500	5.2-64.9	7-88	90	122	2.2	1	6.3	160	10	4.7	4	1.4	97	108	1/4
CP7739	8941077390	1/2	Twin hammer	9,900	50.2-305	68-414	450	450	2.65	1.2	6.42	163	20	9.4	6.9	2.5	92	103	1/4
CP7729	8941077290	3/8	Twin hammer	9,400	50.2-300	68-407	415	563	2.76	1.25	6.42	163	20	9.4	6.4	1.9	91	102	1/4

All models: Hose int. 3/8" (10mm) - @90 PSI (@6.3 Bar)

Listed specifications are for reference only. Please check documents in each tool.

Impact wrenches



CP7732C

Output drive 1/2"

ULTRA COMPACT & POWERFUL

Ultra-lightweight and ultra-compact, the 1/2" CP7731C / CP7732C series is the stubby impact wrench that allows you to work in tight places with ease while being powerful with its high reverse torque.



CP7731C

Same feature as CP7732C with 3/8" anvil

FEATURES AND BENEFITS

- Ultra compact tool with its 4.3" / 108 mm length allowing for work in tight places
- Composite housing, jumbo hammer impact mechanism, and steel motor for high durability while also being very light and powerful
- Easily adjustable one hand operation forward / reverse (side2side selector) with 2 positions in reverse (max and low torque)
- Curved handle with Thermoplastic injected rubber for better handling
- Composite ultra-lightweight housing

See accessories page 25

MODEL	PART NUMBER	DRIVE	IMPACT MECHANISM	FREE SPEED	WORKING TORQUE (FW)		MAX TORQUE (REV)		NET WEIGHT		LENGTH		AIR CONS @LOAD		VIBRATION LEVEL ISO 28927 (M/S2)		SOUND PRESS.	SOUND POWER	AIR INLET
					ft.lb	Nm	ft.lb	Nm	lb	kg	in.	mm	cfm	l/s	a	k	ISO 15744 - dB(A)	in.	
CP7731C	8941077311	3/8	Single hammer	9,000	61.2-289	83-392	346	469	2.2	1	4.33	110	16.7	7.9	10.33	1.4	96	107	1/4
CP7732C	8941077321	1/2	Single hammer	9,410	51.6-285	70-387	461	625	2.2	1	4.25	108	7.5	10.2	10.8	1.4	95.5	106.5	1/4

All models: Hose int. 3/8" (10mm) - @90 PSI (@6.3 Bar)

Listed specifications are for reference only. Please check documents in each tool.

Impact wrenches



CP7737

Output drive 1/2"

COMPACT, LIGHTER, POWERFUL AND DURABLE

For general mechanical operators working in tight places who are looking for a compact, short width, lightweight tool, the CP7727 / CP7737 Series is the 3/8", 1/2" right angle impact wrench that will increase your productivity.



FEATURES AND BENEFITS

- A compact tool with direct drive transmission mechanism for tight applications
- Single handed Forward – Reverse operation with 3 power settings in forward and 1 in reverse
- Over moulded composite and ergonomically designed handle to fit the hand perfectly and offer better comfort
- Metal housing, jumbo hammer impact mechanism, and steel motor for high durability
- Full teasing trigger for better control

See accessories page 25

MODEL	PART NUMBER	DRIVE	IMPACT MECHANISM	FREE SPEED	WORKING TORQUE (FW)		MAX TORQUE (REV)		NET WEIGHT		LENGTH		AIR CONS @LOAD		VIBRATION LEVEL ISO 28927 (MS2)		SOUND PRESS.	SOUND POWER	AIR INLET
					ft.lb	Nm	ft.lb	Nm	lb	kg	in.	mm	cfm	l/s	a	k	ISO 15744 - dB(A)	in.	
CP7737	8941077370	3/8	Single hammer	9,000	25.1-165	34-224	221	300	2.49	1.13	9.45	240	16	7.5	10.3	1.3	93	104	1/4

All models: Hose int. 3/8" (10mm) - @90 PSI (@6.3 Bar)

Listed specifications are for reference only. Please check documents in each tool.

Output drive 1/2"



CP7732

ULTRA COMPACT & POWERFUL

FEATURES AND BENEFITS

- Ultra compact tool with its 4.4" / 112 mm length which allows you to work in tight places
- Metal housing and jumbo hammer impact mechanism for high durability while also being extremely light and powerful.
- Easily adjustable one hand operation forward / reverse for either right or left-handed operation
- 3 setting positions for better versatility

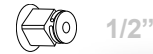


CP7741

QUALITY OR AFFORDABILITY, WHY HAVE TO CHOOSE?

FEATURES AND BENEFITS

- Qualitative parts as well as its attractive price makes of this series, a good quality & value for money one.
- With only 2.25kg and being 15% lighter than its former version, the CP7741 offers high comfort to its operators.
- Less heat transfer between the motor and the handle is provided thanks to its composite housing



CP7755

NO MORE GUESSING, GET THE POWER YOU NEED!*

FEATURES AND BENEFITS

- Unique multi-position power control system: 11 setting options
- Patented Air Flex Mini air inlet: 360° swivel air inlet for freedom of movement
- Twin hammer impact mechanism, hard chromium aluminium cylinder, and bumpers all around the tool for high durability
- Due to its composite motor housing, the tool is compact and lightweight

* Final torque must be applied manually using a calibrated torque wrench (please refer to the operator's manual)



CP7731

Same features as CP7732 with 3/8" anvil

See accessories page 25

CP7741-2

Same features as CP7741 with 2" anvil length

CP7755 Air Flex Mini

Same feature as CP7755 with Air Flex Mini

MODEL	PART NUMBER	DRIVE	IMPACT MECHANISM	FREE SPEED	WORKING TORQUE (FW)		MAX TORQUE (REV)		NET WEIGHT		LENGTH		AIR CONS @LOAD		VIBRATION LEVEL ISO 28927 (M/S2)		SOUND PRESS.	SOUND POWER	AIR INLET
					ft.lb	Nm	ft.lb	Nm	lb	kg	in.	mm	cfm	l/s	a	k			
CP7731	8941077310	3/8	Single hammer	6,400	70.8-242	96-328	306	415	2.87	1.3	4.41	112	18	8.3	8.5	1.5	93	104	1/4
CP7732	8941077320	1/2	Single hammer	9,000	102-310	138-420	450	610	2.87	1.3	4.41	112	19.6	9	12.1	4.4	95	106	1/4
CP7741	8941077410	1/2	Twin hammer	10,000	88.5-509	120-690	715	970	4.96	2.25	7.64	194	-	-	8.5	2.7	93	104	1/4
CP7741-2	8941077412	1/2	Twin hammer	10,000	88.5-509	120-690	715	970	5.18	2.35	9.65	245	-	-	9.4	3.8	93	104	1/4
CP7755	8941077550	1/2	Twin hammer	7,700	59-424	80-575	959	1,300	4.08	1.85	6.65	169	-	-	8.5	3.4	94	105	1/4
CP7755 Air Flex Mini	8941077551	1/2	Twin hammer	7,700	59-424	80-575	959	1,300	4.25	1.93	6.65	169	-	-	8.5	3.4	94	105	1/2

All models: Hose int. 3/8" (10mm) - @90 PSI (@6.3 Bar)

Listed specifications are for reference only. Please check documents in each tool.



Impact wrenches



CP7748

Output drive 1/2"

POWER, COMFORT & DURABILITY IN YOUR HANDS!

Due to its powerful torque and unique ring system (forward/reverse and power control) the CP7748 series 1/2" impact wrench is efficient and easy to use for all maintenance and tire changing applications.



CP7748-2

Same features as CP7748 with 2" anvil length

FEATURES AND BENEFITS

- 960 ft.lbs / 1,300 Nm of max torque in reverse position for high productivity
- Composite housing, twin hammer impact mechanism, hard anodized end plates, and hard chromium aluminum cylinder for high durability
- Lightweight (4.65 lbs – 2.11 kg) and compact (8.86 in. / 225 mm long) for improved comfort
- One-hand reverse system (Ring system) for better ergonomics
- Curved rubber handle to help prevent slipping

See accessories page 25

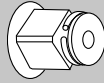
MODEL	PART NUMBER	DRIVE	IMPACT MECHANISM	FREE SPEED	WORKING TORQUE (FW)		MAX TORQUE (REV)		NET WEIGHT		LENGTH		AIR CONS @LOAD		VIBRATION LEVEL ISO 28927 (MS2)		SOUND PRESS.	SOUND POWER	AIR INLET
					ft.lb	Nm	ft.lb	Nm	lb	kg	in.	mm	cfm	l/s	a	k	ISO 15744 - dB(A)	in.	
CP7748	8941077481	1/2	Twin hammer	7,000	70.1-553	95-750	959	1,300	4.41	2	6.89	175	25	12	12	4.5	94.3	105.3	1/4
CP7748-2	8941077486	1/2	Twin hammer	7,000	70.1-553	95-750	959	1,300	4.65	2.11	8.86	225	25	12	11.3	3.8	94.3	105.3	1/4

All models: Hose int. 3/8" (10mm) - @90 PSI (@6.3 Bar)

Listed specifications are for reference only. Please check documents in each tool.



CP7748TL



Output drive 1/2"

NO MORE OVERTIGHTENING!*

Torque limited in forward (around 66 ft.lbs. / 90 Nm)
Full power in reverse (960 ft.lbs. / 1,300Nm)



Only marketed in the USA & Canada

CP7748TL-2

Same feature as CP7748TL with 6" anvil length



Torque Limited



FEATURES AND BENEFITS

ERGONOMIC

- One-hand reverse system
- (New reverse/ forward system)
- RING system

LIGHTWEIGHT

- Composite motor housing
- 4.4 lbs – 2.0 kg
- HIGH MANEUVERABILITY
- 360° swivel air inlet

DURABLE

- Hard anodized end plates
- Hard chromium aluminum cylinder
- Twin hammer mechanism

COMFORTABLE

- Curved handle with rubber material
- Resistant to most chemicals used in workshops

MORE SECURED

- Friction ring socket retainer

* Final torque must be applied manually using a calibrated torque wrench (please refer to the operator's manual)

See accessories page 25

MODEL	PART NUMBER	DRIVE	IMPACT MECHANISM	FREE SPEED	WORKING TORQUE (FW)		MAX TORQUE (REV)		NET WEIGHT		LENGTH		AIR CONS @LOAD		VIBRATION LEVEL ISO 29527 (M/S2)		SOUND PRESS.	SOUND POWER	AIR INLET
					ft.lb	Nm	ft.lb	Nm	lb	kg	in.	mm	cfm	l/s	a	k			
CP7748TL-2	8941077485	1/2	Twin hammer	8,200	66.4	90	103	140	5.29	2.4	9.84	250	22	10	4.8	1.5	86	97	1/4
CP7748TL	8941077484	1/2	Twin hammer	8,200	66.4	90	103	140	4.85	2.2	7.87	200	22	10	4.8	1.5	86	97	1/4

All models: Hose int. 3/8" (10mm) - @90 PSI (@6.3 Bar)

Listed specifications are for reference only. Please check documents in each tool.

Impact wrenches



CP7769

Output drive 3/4"

POWERFUL, LIGHTWEIGHT & COMPACT

With all controls within reach, the CP7769 series 3/4", 1" impact wrench makes it possible for all operators working in the field of maintenance applications to toggle between forward & reverse and adjust the power with one hand.



CP7769-6

Same feature as CP7769 with 6" anvil length

FEATURES AND BENEFITS

- 1,440 ft.lbs (1,950 Nm) of max torque in reverse position for high productivity
- Composite housing and twin hammer impact mechanism for high durability
- Due to its composite motor housing, it is both lightweight and compact, offering improved comfort.
- One-hand power adjustment and reverse system - S2S technology - thereby limiting wrist and arm fatigue.

See accessories page 25

MODEL	PART NUMBER	DRIVE	IMPACT MECHANISM	FREE SPEED	WORKING TORQUE (FW)		MAX TORQUE (REV)		NET WEIGHT		LENGTH		AIR CONS @LOAD		VIBRATION LEVEL ISO 28927 (M/S2)		SOUND PRESS.	SOUND POWER	AIR INLET
					ft.lb	Nm	ft.lb	Nm	lb	kg	in.	mm	cfm	l/s	a	k			
CP7769	8941077691	3/4	Twin hammer	6,500	300-1,080	407-1,460	1,440	1,950	6.94	3.15	7.87	200	31	14.7	12.97	1.5	96.8	107.8	3/8
CP7769-6	8941077697	3/4	Twin hammer	6,500	300-1,080	407-1,460	1,440	1,950	8.27	3.75	13.78	350	31	14.7	12.97	1.5	96.8	107.8	3/8

All models: Hose int. 3/8" (10mm) - @90 PSI (@6.3 Bar)

Listed specifications are for reference only. Please check documents in each tool.

Output drive 3/4"

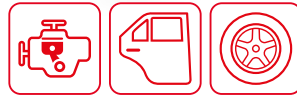


CP7762

ULTRA COMPACT, LIGHTWEIGHT AND POWERFUL

FEATURES AND BENEFITS

- Ultra compact and lightweight tool to lower operator fatigue while working in restricting spaces.
- 1,050 ft.lbs / 1,420 Nm of max torque in reverse position for high productivity
- Metal housing, twin hammer impact mechanism, and steel motor for high durability
- One hand Forward & Reverse speed regulator button and full teasing trigger for improved ergonomics



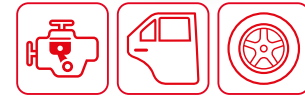
CP7630

POWERFUL AND VERSATILE

FEATURES AND BENEFITS

- Metal motor housing with twin hammer impact mechanism for high performance
- Well-balanced and comfortable due to a design which minimises wrist strain

Not marketed in the USA & Canada



CP7763

COMPACT & POWERFUL

FEATURES AND BENEFITS

- Composite housing and twin hammer impact mechanism for high durability
- A lightweight and compact tool in a composite motor housing that offers greater comfort
- Equipped with intuitive Forward / Reverse lever for easy operation
- Power regulator for a controlled approach



CP7763-6

Same feature as CP7763 with 6" anvil length

See accessories page 25

MODEL	PART NUMBER	DRIVE	IMPACT MECHANISM	FREE SPEED	WORKING TORQUE (FW)		MAX TORQUE (REV)		NET WEIGHT		LENGTH		AIR CONS @LOAD		VIBRATION LEVEL ISO 28927 (M/S2)		SOUND PRESS.	SOUND POWER	AIR INLET
					ft.lb	Nm	ft.lb	Nm	lb	kg	in.	mm	cfm	l/s	a	k	ISO 15744 - dB(A)	in.	
CP7762	8941077620	3/4	Twin hammer	4,850	148-664	201-900	1,050	1,420	6.39	2.9	6.22	158	24.7	16.4	10.7	2.8	92.8	103.8	3/8
CP7630	8941076300	3/4	Twin hammer	6,900	131-809	177-1,090	1,110	1,500	10.5	4.8	9.45	240	21	9.6	9.8	3	105.3	116.3	3/8
CP7763	8941077630	3/4	Twin hammer	6,300	100-950	136-1,280	1,200	1,630	11.5	5.25	9.02	229	24.7	16.4	10.4	4.2	96	107	3/8
CP7763-6	8941077636	3/4	Twin hammer	6,300	100-950	136-1,280	1,200	1,630	13.8	6.28	15	381	24.7	16.4	10.4	4.2	96	107	3/8

All models: Hose int. 3/8" (10mm) - @90 PSI (@6.3 Bar)

Listed specifications are for reference only. Please check documents in each tool.



Impact wrenches

Output drive 3/4" - 1"



CP7763D-6

COMPACT & POWERFUL

FEATURES AND BENEFITS

- Composite housing and twin hammer impact mechanism for high durability
- A lightweight and compact tool in a composite motor housing that offers greater comfort
- Equipped with intuitive Forward / Reverse lever for easy operation
- Power regulator for a controlled approach

CP7773D

Same as CP7763D-6 with 1 square drive

CP7773D-6

Same as CP7773D with 6" anvil length



CP7773

COMPACT & POWERFUL

FEATURES AND BENEFITS

- Composite housing and twin hammer impact mechanism for high durability
- A lightweight and compact tool in a composite motor housing that offers greater comfort
- Equipped with intuitive Forward / Reverse lever for easy operation
- Power regulator for a controlled approach



CP7779

POWERFUL, LIGHTWEIGHT & COMPACT

FEATURES AND BENEFITS

- 1,440 ft.lbs (1,950 Nm) of max torque in reverse position for high productivity
- Composite housing and twin hammer impact mechanism for high durability
- Due to its composite motor housing, it is both lightweight and compact, offering improved comfort.
- One-hand power adjustment and reverse system - S2S technology - thereby limiting wrist and arm fatigue.

See accessories page 25

MODEL	PART NUMBER	DRIVE	IMPACT MECHANISM	FREE SPEED	WORKING TORQUE (FW)		MAX TORQUE (REV)		NET WEIGHT		LENGTH		AIR CONS @LOAD		VIBRATION LEVEL ISO 28927 (M/S2)		SOUND PRESS.	SOUND POWER	AIR INLET
					ft.lb	Nm	ft.lb	Nm	lb	kg	in.	mm	cfm	l/s	a	k	ISO 15744 - dB(A)	in.	
CP7763D-6	8941077637	3/4	Twin hammer	6,600	251-1,070	340-1,450	1,300	1,760	16	7.3	17.52	445	41	19.3	12	3.3	98	109	1/2
CP7773	8941077730	1	Twin hammer	6,300	100-950	136-1,280	1,200	1,630	12.1	5.5	9.21	234	30	14.2	10.4	4.2	96	107	3/8
CP7773D	8941077731	1	Twin hammer	6,600	251-1,070	340-1,450	1,300	1,760	14.5	6.6	11.42	290	4.1	19.3	12	3.3	98	109	1/2
CP7773D-6	8941077737	1	Twin hammer	6,600	251-1,070	340-1,450	1,300	1,760	16.3	7.4	17.52	445	4.1	19.3	12	3.3	98	109	1/2
CP7779	8941077791	1	Twin hammer	6,500	300-1,080	407-1,460	1,440	1,950	7.28	3.3	8.07	205	31	14.7	12.97	1.5	96.8	107.8	3/8

All models: Hose int. 3/8" (10mm) - @90 PSI (@6.3 Bar)

Listed specifications are for reference only. Please check documents in each tool.

Output drive 1"

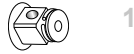


CP7776

HIGH TORQUE & COMFORT

FEATURES AND BENEFITS

- Metal housing and pinless closed reinforced rocking dog impact mechanism for high durability
- TPR handle and side handle swivel in 4 positions for maximum comfort
- Power control regulators at the back of the tool with 3 reverse and 3 forward positions
- Angled down exhaust blows air away from work place
- Rubber bumpers protect both applications & tool



CP796

POWERFUL & DURABLE

FEATURES AND BENEFITS

- Powerful motor delivering up to 2,000 ft.lbs (2,712Nm)
- Metal housing and 2 jaws impact mechanism for high durability
- Adjustable side handle for better comfort

Only marketed in the USA & Canada



CP7783-6

LIGHTWEIGHT, POWERFUL AND SUPER DURABLE

FEATURES AND BENEFITS

- Lightweight tool for reduced operator fatigue
- 1,770 ft.lbs (2,400 Nm) max torque in reverse for high productivity
- Metal housing and pinless closed reinforced rocking dog impact mechanism for high durability
- Four positions for D-handle placement to provide ultimate operator comfort
- Top or down exhaust, quick and easy to change

CP7776-6

Same feature as CP7776 with 6" anvil length

CP7783

Same feature as CP7783-6 with short anvil

See accessories page 25

MODEL	PART NUMBER	DRIVE	IMPACT MECHANISM	FREE SPEED	WORKING TORQUE (FW)		MAX TORQUE (REV)		NET WEIGHT		LENGTH		AIR CONS @LOAD	VIBRATION LEVEL ISO 28927 (M/S2)	SOUND PRESS.	SOUND POWER	AIR INLET		
					rpm	ft.lb	Nm	ft.lb	Nm	lb	kg	in.						mm	cfm
CP7776	8941077760	1	Pinless rocking dog	5,000	704-1,530	955-2,070	1,770	2,400	24.6	11.2	11.38	289	33	15.6	8.7	2.8	93	104	1/2
CP7776-6	8941077766	1	Pinless rocking dog	5,000	705-1,530	956-2,070	1,770	2,400	27.7	12.6	17.6	447	33	15.6	8.7	2.8	93	104	1/2
CP796	T019799	1	2-jaws	4,100	300-1,400	407-1,900	2,000	2,710	20	9.07	9.49	241	52	24.5	18.2	3.8	101	112	1/2
CP7783	8941077830	1	Pinless rocking dog	6,200	413-1,250	560-1,700	1,770	2,400	18.5	8.4	13.78	350	40.4	19	15.1	4.1	102	113	1/2
CP7783-6	8941077836	1	Pinless rocking dog	6,200	413-1,250	560-1,700	1,770	2,400	20.9	9.5	19.69	500	40.4	19	15.1	4.1	102	113	1/2

All models: Hose int. 3/8" (10mm) - @90 PSI (@6.3 Bar)

Listed specifications are for reference only. Please check documents in each tool.



Impact wrenches

Output drive 1"



1"



CP7782-6



HIGH TORQUE & COMFORT

FEATURES AND BENEFITS

- 1,920 ft.lbs (2,600 Nm) of max torque in reverse position for high productivity
- Metal housing and pinless closed reinforced rocking dog impact mechanism for high durability
- Power control regulators at the rear of the unit with 3 reverse and 3 forward positions
- Integrated protective cover on the clutch housing protects both applications & tool
- Low vibration for improved comfort

CP7782

Same feature as CP7782-6 with short anvil

CP7782-SP6

Same feature as CP7782-6 with spline socket retainer



1"

Torque Limited



CP7782TL-6

TORQUE LIMITED IN FORWARD - NO MORE OVERTIGHTENING

FEATURES AND BENEFITS

- Torque limited in forward (370 ft.lb/500 Nm)* to limit the risk of over tightening, max torque in reverse (1,920 ft.lbs/2,600 Nm)
- Metal housing and pinless closed reinforced rocking dog impact mechanism for high durability
- Regulator integrated in forward/reverse, knob with 3 positions, power setting in both directions for improved comfort in use
- Integrated protective cover on the clutch housing protects both applications & tool
- Low vibration for improved operational comfort

* Final torque must be applied manually using a calibrated torque wrench (please refer to the operator's manual)



1"



CP5000

MOST POWERFUL

FEATURES AND BENEFITS

- Outstanding operator productivity for high volume tire work on trucks, buses, and heavy equipment.
- Metal motor housing with rocking dog hammer mechanism for high durability
- Convenient reverse valve with 4-position power settings for ease of use

See accessories page 25

MODEL	PART NUMBER	DRIVE	IMPACT MECHANISM	FREE SPEED	WORKING TORQUE (FW)		MAX TORQUE (REV)		NET WEIGHT		LENGTH		AIR CONS @LOAD		VIBRATION LEVEL ISO 28927 (M/S2)		SOUND PRESS.	SOUND POWER	AIR INLET
					ft.lb	Nm	ft.lb	Nm	lb	kg	in.	mm	cfm	l/s	a	k	ISO 15744 - dB(A)	in.	
CP7782	8941077820	1	Pinless rocking dog	5,200	369-1,480	500-2,000	1,920	2,600	22.2	10.1	14.57	370	40.7	19.2	7.8	1.8	100	111	1/2
CP7782-SP6	8941077821	#5 Spline	Pinless rocking dog	5,200	369-1,480	500-2,000	1,920	2,600	25.5	11.6	14.57	370	40.7	19.2	7.8	1.8	100	111	1/2
CP7782-6	8941077826	1	Pinless rocking dog	5,200	369-1,480	500-2,000	1,920	2,600	25.5	11.6	20.47	520	40.7	19.2	7.8	1.8	100	111	1/2
CP7782TL-6	8941077827	1	Pinless rocking dog	5,200	295-325	400-440	1,920	2,600	25.5	11.6	20.11	510.8	40.7	19.2	7.8	1.8	100	111	1/2
CP5000	T024585	1	Pinless rocking dog	3,700	177-2,070	240-2,800	2,500	3,390	35.7	16.2	22.52	572	52	25	8.5	2.6	103	114	1/2

All models: Hose int. 3/8" (10mm) - @90 PSI (@6.3 Bar)

Listed specifications are for reference only. Please check documents in each tool.



Accessories Impact wrenches



TUNE UP KITS & REPAIR KITS

TOOL'S MODEL	TUNE UP KIT PART NUMBER	REPAIR KIT PART NUMBER
CP5000	CA148687	
CP721	CA118880	
CP7721	8940173515	
CP7729	8940168742	
CP7732/CP7732C	8940173823	
CP7737	8940173935	
CP7739	8940168743	
CP7748/CP7748-2	8940169847	
CP7748TL/CP7748TL-2	8940169810	
CP7762	8940172440	
CP7763	8940162925	8940162927
CP7763-6	8940162925	8940162928
CP7763D-6	8940173716	

TOOL'S MODEL	TUNE UP KIT PART NUMBER	REPAIR KIT PART NUMBER
CP7773	8940162926	8940162929
CP7773-6	8940171687	
CP7776	8940172027	
CP7776-6	8940172027	
CP7782	8940169847	
CP7782-6	8940169847	
CP7782-SP6	8940169847	
CP7783/CP7783-6	8940173927	
CP7722	8940164482	
CP7741	8940176739	
CP7755	8940176226	
CP7769/CP7769-6	8940175808	
CP7630	8940171521	



PROTECTIVE COVERS

TOOL'S MODEL	ACCESSORY'S PART NUMB
CP7729	8940168830
CP7732	8940172290
CP7739	8940168830
CP7748-2	8940175618
CP7763/CP7763-6	8940167498
CP7741	2050559183
CP7755	8940176299



TOOL HOLDER

TOOL'S MODEL	DESIGNATION	PART NUMBER
CP9841	MAGNETIC TOOL HOLDER Max load 15 kg (33 lbs)	8940166664

Ratchet wrenches

Output drive 1/4" - 3/8"



CP9426

**HIGH POWER AND
ULTRA COMPACT**

FEATURES AND BENEFITS

- High power (27 ft.lbs / 35 Nm) for better productivity
- Extremely compact tool (5.1" / 130 mm) that enables improved comfort and access in hard to reach places



CP824

**LIGHTWEIGHT & HANDY
WITH ITS EXTENDED
LENGTH**

FEATURES AND BENEFITS

- Extended length (7.75in / 197mm long) for ease of access in hard to reach places
- Lightweight tool (1.13 lbs. / 0.51 kg) for improved comfort



CP825C

EXTREMELY COMPACT

FEATURES AND BENEFITS

- Comfortable ultra-compact (6.6 in/169mm long), lightweight (1.1 lbs/0.5 kg) tool that allows ease of access in hard-to-reach areas
- Aluminium body with insulating composite housing and head composite protective cover supplied with the tool
- Short and wide teasing lever to better adjust torque with 280 rpm
- Back exhaust avoids blowing dirt and dust
- New power easy-to-use regulator to regulate speed from zero to maximum

CP9427

Same feature as CP9426 with 3/8" square drive + Quick socket release

See accessories page 29

CP825CT

Same feature as CP825C with 3/8" square drive

MODEL	PART NUMBER	DRIVE	FREE SPEED		MIN TORQUE		MAX TORQUE		OVERALL LENGTH		NET WEIGHT		VIBRATION LEVEL	SOUND PRESS.	SOUND POWER	AIR CONS @LOAD		AIR INLET
			in.	rpm	ft.lb	Nm	ft.lb	Nm	in.	mm	lb	kg				(m/s ²)	ISO 15744 - dB(A)	
CP824	T025390	1/4	220	3.7	5	12.5	17	7.76	197	1.12	0.51	4.1	91	102	15	7	1/4	
CP825C	8941082511	1/4	280	3.7	5	18.4	25	6.65	169	1.1	0.5	4	82	93	11	5.1	1/4	
CP825CT	8941082512	3/8	280	3.7	5	18.4	25	6.65	169	1.1	0.5	4	82	93	11	5.1	1/4	
CP9426	6151919426	1/4	270	5.2	7	25.8	35	5.04	128	1.08	0.49	5	82	93	12	5.6	1/4	
CP9427	6151919427	3/8	270	5.2	7	25.8	35	5.04	128	1.08	0.49	5	82	93	12	5.6	1/4	

All models: Hose int. 3/8" (10mm) - @90 PSI (@6.3 Bar)

Listed specifications are for reference only. Please check documents in each tool.

Output drive 1/4" - 3/8"



CP826

DURABILITY AND COMFORT

FEATURES AND BENEFITS

- A compact tool with polyurethane grip for better comfort and control
- Teasing lever to better adjust the torque with 250 rpm
- High durability with an advanced head design that virtually eliminates slippage



CP825C

CP826T

Same feature as CP826 with 3/8" square drive

See accessories page 29

MODEL	PART NUMBER	DRIVE		FREE SPEED		MIN TORQUE		MAX TORQUE		OVERALL LENGTH		NET WEIGHT		VIBRATION LEVEL	SOUND PRESS.	SOUND POWER	AIR CONS @LOAD	AIR INLET
		in.	mm	rpm	ft.lb	Nm	ft.lb	Nm	in.	mm	lb	kg	(m/s ²)	ISO 15744 - dB(A)	cfm	l/s	in.	
CP826	T025074	1/4		250	5.2	7	15.5	21	7.99	203	1.12	0.51	2.9	91	102	14	6.6	1/4
CP826T	T025075	3/8		250	5.2	7	15.5	21	7.99	203	1.12	0.51	2.9	91	102	14	6.6	1/4

All models: Hose int. 3/8" (10mm) - @90 PSI (@6.3 Bar)

Listed specifications are for reference only. Please check documents in each tool.

Ratchet wrenches

Output drive 3/8" - 1/2"



3/8"



CP7830Q

HIGH TORQUE AND DURABILITY FOR GENERAL MAINTENANCE

FEATURES AND BENEFITS

- Adjustable side exhaust and low noise for improved comfort
- Progressive teasing throttle to better adjust the torque
- Grease fitting on the reverse button for easier lubrication
- Sturdy aluminium alloy head and CP's patented TriSpring anti-slip head design with protective head cover for higher durability



3/8"



CP7829

HIGH TORQUE AND COMPACTNESS

FEATURES AND BENEFITS

- Comfortable ultra-compact (6.6 in/169mm long), lightweight (1.1 lbs/0.5 kg) tool that allows ease of access in hard-to-reach areas
- Adjustable side exhaust avoids blowing dirt and dust
- Ergonomic composite grip insulates operators' hands from cold
- Teasing trigger to better adjust the torque with 225 rpm



1/4"



CP886

HIGH TORQUE AND LOW PROFILE

FEATURES AND BENEFITS

- Compact head design for improved access in tight places
- Easy grip reverse for simple directional changes

also available page 111



CP7830HQ

Same feature as CP7830Q with 1/2" square drive

CP7829H

Same feature as CP7829 with 1/2" square drive

CP886H

Same feature as CP886 with 1/2" anvil

See accessories page 29

MODEL	PART NUMBER	DRIVE	FREE SPEED		MIN TORQUE		MAX TORQUE		OVERALL LENGTH		NET WEIGHT		VIBRATION LEVEL	SOUND PRESS.	SOUND POWER	AIR CONS @LOAD		AIR INLET
			in.	rpm	ft.lb	Nm	ft.lb	Nm	in.	mm	lb	kg				(m/s ²)	ISO 15744 - dB(A)	
CP7830Q	8941078306	3/8	190	9.6	13	90	122	12.01	305	2.65	1.2	4.1	85	96	21	8.7	1/4	
CP7830HQ	8941078308	1/2	190	9.6	13	90	122	12.01	305	2.65	1.2	4.1	85	96	21	8.7	1/4	
CP7829	8941078293	3/8	225	11.1	15	50.2	68	10.71	272	2.72	1.24	8.6	85	96	10.9	5.2	1/4	
CP7829H	8941078294	1/2	225	11.1	15	54.6	74	10.71	272	2.73	1.24	8.6	85	96	10.9	5.2	1/4	
CP886	T024240	3/8	160	9.6	13	50.2	68	10.24	260	2.62	1.19	3.7	99	110	17	8	1/4	
CP886H	T024391	1/2	160	9.6	13	50.2	68	10.24	260	2.62	1.19	3.7	99	110	17	8	1/4	

All models: Hose int. 3/8" (10mm) - @90 PSI (@6.3 Bar)

Listed specifications are for reference only. Please check documents in each tool.



Accessories Ratchet wrenches



TUNE UP KITS & REPAIR KITS

TOOL'S MODEL	TUNE UP KIT PART NUMBER	REPAIR KIT PART NUMBER
CP9426	2050527033	2050527043
CP9427	2050527033	2050527053
CP824	CA157871	CA157872
CP825C/CP825CT	8940175219	8940175217
CP826	CA155033	CA155034
CP826T	CA155033	CA155035
CP7830Q	8940158552	8940158613
CP7830HQ	8940158552	8940158614
CP7829	8940173666	8940173667
CP7829H	8940173666	8940173668
CP886	CA146437	CA146436
CP886H	CA146437	CA147668

PROTECTIVE COVERS



TOOL'S MODEL	ACCESSORY'S PART NUMB
CP7829/CP7829H	CA133961
CP7830Q/CP7830HQ	CA147993
CP826/CP826T	CA154993
CP886/CP886H	CA133961



Sockets

SET - 1/4 SQUARE DRIVE IMPACT SOCKETS



MODEL	PART NUMBER	TYPE	NO. OF PIECES	DIMENSIONS
METRIC (mm)				
SS2114	8940164436	STANDARD	14	4 - 4,5 - 5 - 5,5 - 6 - 7 - 8 - 9 - 10 - 11 - 12 - 13 - 14 - 15
SS2114D	8940164437	DEEP	14	4 - 4,5 - 5 - 5,5 - 6 - 7 - 8 - 9 - 10 - 11 - 12 - 13 - 14 - 15
SS2112DG	8940164440	DEEP MAGNETIC	12	5 - 5,5 - 6 - 7 - 8 - 9 - 10 - 11 - 12 - 13 - 14 - 15
SAE (in.)				
SS2010E	8940164442	DEEP	10	3/16"; 7/32"; 1/4"; 9/32"; 5/16"; 11/32"; 3/8"; 7/16"; 1/2" & 9/16"
SS206U	8940164443	UNIVERSAL	6	1/4"; 5/16"; 3/8"; 7/16"; 1/2" & 9/16"
SS209G	8940164444	MAGNETIC	9	3/16"; 7/32"; 1/4"; 9/32"; 5/16"; 11/32"; 3/8"; 7/16" & 1/2"
SS209DG	8940164445	DEEP MAGNETIC	9	3/16"; 7/32"; 1/4"; 9/32"; 5/16"; 11/32"; 3/8"; 7/16" & 1/2"

SET - 3/8" SQUARE DRIVE IMPACT SOCKETS



MODEL	PART NUMBER	TYPE	NO. OF PIECES	DIMENSIONS MM
METRIC (mm)				
SS3113	8940164446	STANDARD	13	7, 8, 9, 10, 11, 12, 13, 14, 15, 16, 17, 18, 19
SAE (in.)				
SS3012U	8940164454	UNIVERSAL	12	5/16", 3/8", 7/16", 1/2", 9/16", 5/8", 11/16", 3/4", 13/16", 7/8", 15/16", 1"
SS3012DU	8940164455	DEEP UNIVERSAL	12	5/16", 3/8", 7/16", 1/2", 9/16", 5/8", 11/16", 3/4", 13/16", 7/8", 15/16", 1"
SS309DG	8940164457	DEEP MAGNETIC	9	1/4", 5/16", 3/8", 7/16", 1/2", 9/16", 5/8", 11/16", 3/4"



Sockets

SET - 1/2" SQUARE DRIVE IMPACT SOCKETS



MODEL	PART NUMBER	TYPE	NO. OF PIECES	DIMENSIONS MM
METRIC (mm)				
SS4114	8940164458	STANDARD	14	10, 11, 12, 13, 14, 15, 16, 17, 18, 19, 21, 22, 26, 27
SS4114D	8940164459	DEEP	14	10, 11, 12, 13, 14, 15, 16, 17, 18, 19, 21, 22, 26, 27
SS4113DU	8940164461	DEEP UNIVERSAL	13	12, 13, 14, 15, 16, 17, 18, 19, 20, 21, 22, 23, 24
SS413DTW	8940166760	THIN WALL	3	17, 19, 21
SAE (in.)				
SS4013D	8940164466	DEEP	13	7/16", 1/2", 9/16", 5/8", 11/16", 3/4", 13/16", 7/8", 15/16", 1", 1-1/16", 1-1/8", 1-1/4"
SS4014DU	8940164468	DEEP UNIVERSAL	14	7/16", 1/2", 9/16", 5/8", 11/16", 3/4", 13/16", 7/8", 15/16", 1", 1-1/16", 1-1/8", 1-3/16" & 1-1/4"
SS4011G	8940164469	MAGNETIC	11	3/8", 7/16", 1/2", 9/16", 5/8", 11/16", 3/4", 13/16", 7/8", 15/16", 1"
SS4011DG	8940164470	DEEP MAGNETIC	11	3/8", 7/16", 1/2", 9/16", 5/8", 11/16", 3/4", 13/16", 7/8", 15/16", 1"
METRIC (mm) & SAE (in)				
SS4211WP	8940164471	WHEEL PROTECTOR	11	3/4", 13/16", 7/8", 15/16", 1", 1-1/16", 17mm, 19mm, 21mm, 22mm, 23mm
SS4229D	8940166940	WHEEL SERVICE	27	7/16", 1/2", 9/16", 5/8", 11/16", 3/4", 13/16", 7/8", 15/16", 1", 1-1/16", 1-1/8", 1-1/4", DP 10, 11, 12, 13, 14, 15, 16, 17, 18, 19, 21, 22, 26, 27mm. 2 sockets Flip: 3/4x13/16, 19x21mm



SET 1/2" SQUARE DRIVE FLIP SOCKETS



MODEL	PART NUMBER	TYPE	NO. OF PIECES	DIMENSIONS MM
SS422FTW	8940169701	FLIP	2	19x21 mm; 3/4"x13/16"

SET - 3/4" SQUARE DRIVE IMPACT SOCKETS



MODEL	PART NUMBER	TYPE	NO. OF PIECES	DIMENSIONS MM
METRIC (mm)				
SS618	8940164472	STANDARD	8	26, 27, 29, 30, 32, 35, 36, 38
SS618D	8940164473	DEEP	8	26, 27, 29, 30, 32, 35, 36, 38
SS6111DWS	8940167072	WHEEL SERVICE	11	Square: 17, 19, 21 mm Deep: 27, 30, 32, 33, 35, 36, 38, 41 mm

SET - 1" SQUARE DRIVE IMPACT SOCKETS



MODEL	PART NUMBER	TYPE	NO. OF PIECES	DIMENSIONS MM
METRIC (mm)				
SS818	8940164476	STANDARD	8	27, 30, 32, 33, 35, 36, 38, 41mm
SS818D	8940164477	DEEP	8	27, 30, 32, 33, 35, 36, 38, 41mm
SS8107WS	8940167877	WHEEL SERVICE	7	5 Deep: 27, 33, 35, 36, 38, 41 mm; Square: 17, 22 mm
METRIC (mm) & SAE (in)				
SS8210HDW	8940166939	WHEEL SERVICE	10	DP: 33mm, 1", 1-3/16", 1-3/4"; TW DP: 1-1/16", 1-1/8", 1-1/4"; Ctrl'd DP 1-1/2"; Sq: 13/16", 15/16"
SS8107WS	8940167877	WHEEL SERVICE	8	27, 33, 35, 36, 38, 41 mm; Sq: 17, 22 mm

3/8" IMPACT SOCKETS - SINGLE PIECES



MODEL	DESCRIPTION	ACC. PART NUMBER	ACC. TYPE	DIMENSIONS
METRIC (mm)				
S313M	3/8" DR. STD IMPACT SOCKET 13MM	8940163791	STANDARD	13
S313MD	3/8" DR. DEEP IMPACT SOCKET 13MM	8940163819	DEEP	13

1/2" IMPACT SOCKETS - SINGLE PIECES



MODEL	DESCRIPTION	ACC. PART NUMBER	ACC. TYPE	DIMENSIONS
METRIC (mm)				
S413M	1/2" DR. STD IMPACT SOCKET 13MM	8940163955	STANDARD	13mm
S415M	1/2" DR. STD IMPACT SOCKET 15MM	8940163957	STANDARD	15mm
S417M	1/2" DR. STD IMPACT SOCKET 17MM	8940163959	STANDARD	17mm
S418M	1/2" DR. STD IMPACT SOCKET 18MM	8940163960	STANDARD	18mm
S419M	1/2" DR. STD IMPACT SOCKET 19MM	8940163961	STANDARD	19mm
S420M	1/2" DR. STD IMPACT SOCKET 20MM	8940163962	STANDARD	20mm
S421M	1/2" DR. STD IMPACT SOCKET 21MM	8940163963	STANDARD	21mm
S424M	1/2" DR. STD IMPACT SOCKET 24MM	8940163966	STANDARD	24mm
S430M	1/2" DR. STD IMPACT SOCKET 30MM	8940163972	STANDARD	30mm
S413MD	1/2" DR. DEEP IMPACT SOCKET 13MM	8940164003	DEEP	13mm
S415MD	1/2" DR. DEEP IMPACT SOCKET 15MM	8940164005	DEEP	15mm
S416MD	1/2" DR. DEEP IMPACT SOCKET 16MM	8940164006	DEEP	17mm
S417MD	1/2" DR. DEEP IMPACT SOCKET 17MM	8940164007	DEEP	18mm
S418MD	1/2" DR. DEEP IMPACT SOCKET 18MM	8940164008	DEEP	19mm
S419MD	1/2" DR. DEEP IMPACT SOCKET 19MM	8940164009	DEEP	20mm
S421MD	1/2" DR. DEEP IMPACT SOCKET 21MM	8940164010	DEEP	21mm
S427MD	1/2" DR. DEEP IMPACT SOCKET 27MM	8940164012	DEEP	24mm
S430MD	1/2" DR. DEEP IMPACT SOCKET 30MM	8940164015	DEEP	30mm
S427MD	1/2" DR. DEEP IMPACT SOCKET 27MM	8940164012	DEEP	24mm
S430MD	1/2" DR. DEEP IMPACT SOCKET 30MM	8940164015	DEEP	30mm
THIN WALL WHEEL SOCKETS (mm)				
S417MWP	1/2"DR WHEEL PROT IMPACT 17MM	8940164134	THIN WALL WHEEL	17mm
S419MWP	1/2"DR WHEEL PROT IMPACT 19MM	8940164135	THIN WALL WHEEL	19mm
S421MWP	1/2"DR WHEEL PROT IMPACT 21MM	8940164136	THIN WALL WHEEL	21mm
S422MWP	1/2"DR WHEEL PROT IMPACT 22MM	8940164137	THIN WALL WHEEL	22mm
S417METW	1/2" DR EX THIN WALL DEEP 17MM	8940167729	THIN WALL DEEP	17mm
S419METW	1/2" DR EX THIN WALL DEEP 19MM	8940167730	THIN WALL DEEP	19mm
S421METW	1/2" DR EX THIN WALL DEEP 21MM	8940167731	THIN WALL DEEP	21mm
S422METW	1/2"DR EX THIN WALL DEEP 22MM	8940167728	THIN WALL DEEP	22mm

3/4" IMPACT SOCKETS - SINGLE PIECES



MODEL	DESCRIPTION	ACC. PART NUMBER	ACC. TYPE	DIMENSIONS
METRIC (mm)				
S619M	3/4" DR. STD IMPACT SOCKET 19MM	8940164180	STANDARD	19mm
S622M	3/4" DR. STD IMPACT SOCKET 22MM	8940164183	STANDARD	22mm
S624M	3/4" DR. STD IMPACT SOCKET 24MM	8940164185	STANDARD	24mm
S627M	3/4" DR. STD IMPACT SOCKET 27MM	8940164188	STANDARD	27mm
S630M	3/4" DR. STD IMPACT SOCKET 30MM	8940164191	STANDARD	30mm
S632M	3/4" DR. STD IMPACT SOCKET 32MM	8940164193	STANDARD	32mm
S633M	3/4" DR. STD IMPACT SOCKET 33M6	8940164194	STANDARD	33mm
S636M	3/4" DR. STD IMPACT SOCKET 36MM	8940164197	STANDARD	36mm
S641M	3/4" DR. STD IMPACT SOCKET 41MM	8940164201	STANDARD	41mm
S646M	3/4" DR. STD IMPACT SOCKET 46MM	8940164205	STANDARD	46mm
S619MD	3/4" DR. DEEP IMPACT SOCKET 19MM	8940164248	DEEP	19mm
S622MD	3/4" DR. DEEP IMPACT SOCKET 22MM	8940164251	DEEP	22mm
S624MD	3/4" DR. DEEP IMPACT SOCKET 24MM	8940164253	DEEP	24mm
S627MD	3/4" DR. DEEP IMPACT SOCKET 27MM	8940164256	DEEP	27mm
S630MD	3/4" DR. DEEP IMPACT SOCKET 30MM	8940164259	DEEP	30mm
S632MD	3/4" DR. DEEP IMPACT SOCKET 32MM	8940164261	DEEP	32mm
S633MD	3/4" DR. DEEP IMPACT SOCKET 33MM	8940164262	DEEP	33mm
S636MD	3/4" DR. DEEP IMPACT SOCKET 36MM	8940164265	DEEP	36mm
S641MD	3/4" DR. DEEP IMPACT SOCKET 41MM	8940164269	DEEP	41mm



Sockets

3/4" IMPACT SOCKETS - SINGLE PIECES



MODEL	DESCRIPTION	ACC. PART NUMBER	ACC. TYPE	DIMENSIONS
SAE (in)				
S628	3/4" DR. STD IMPACT SOCKET 1-3/4"	8940164159	STANDARD	1-3/4"
S630	3/4" DR. STD IMPACT SOCKET 1-7/8"	8940164161	STANDARD	1-7/8"
S636	3/4" DR. STD IMPACT SOCKET 2-1/4"	8940164167	STANDARD	2-1/4"
S645	3/4" DR. STD IMPACT SOCKET 2-13/16"	8940164176	STANDARD	2-13/16"
S647	3/4" DR. STD IMPACT SOCKET 2-15/16"	8940164178	STANDARD	2-15/16"
S618D	3/4" DR. DEEP IMPACT SOCKET 1-1/8"	8940164217	DEEP	1-1/8"
S620D	3/4" DR. DEEP IMPACT SOCKET 1-1/4"	8940164219	DEEP	1-1/4"
S624D	3/4" DR. DEEP IMPACT SOCKET 1-1/2"	8940164223	DEEP	1-1/2"
S630D	3/4" DR. DEEP IMPACT SOCKET 1-7/8"	8940164229	DEEP	1-7/8"
S644D	3/4" DR. DEEP IMPACT SOCKET 2-3/4"	8940164243	DEEP	2-3/4"

1" IMPACT SOCKETS - SINGLE PIECES



MODEL	DESCRIPTION	ACC. PART NUMBER	ACC. TYPE	DIMENSIONS
METRIC (mm)				
S824M	1" DR. STD IMPACT SOCKET 24MM	8940164327	STANDARD	24mm
S827M	1" DR. STD IMPACT SOCKET 27MM	8940164330	STANDARD	27mm
S830M	1" DR. STD IMPACT SOCKET 30MM	8940164333	STANDARD	30mm
S832M	1" DR. STD IMPACT SOCKET 32MM	8940164334	STANDARD	32mm
S833M	1" DR. STD IMPACT SOCKET 33MM	8940164335	STANDARD	33mm
S836M	1" DR. STD IMPACT SOCKET 36MM	8940164337	STANDARD	36mm
S838M	1" DR. STD IMPACT SOCKET 38MM	8940164338	STANDARD	38mm
S841M	1" DR. STD IMPACT SOCKET 41MM	8940164340	STANDARD	41mm
S846M	1" DR. STD IMPACT SOCKET 46MM	8940164345	STANDARD	46mm
S824MD	1" DR. DEEP IMPACT SOCKET 24MM	8940164407	DEEP	24mm
S827MD	1" DR. DEEP IMPACT SOCKET 27MM	8940164410	DEEP	27mm
S830MD	1" DR. DEEP IMPACT SOCKET 30MM	8940164413	DEEP	30mm
S832MD	1" DR. DEEP IMPACT SOCKET 32MM	8940164414	DEEP	32mm
S833MD	1" DR. DEEP IMPACT SOCKET 33MM	8940164415	DEEP	33mm
S836MD	1" DR. DEEP IMPACT SOCKET 36MM	8940164418	DEEP	36mm
S838MD	1" DR. DEEP IMPACT SOCKET 38MM	8940164419	DEEP	38mm
S841MD	1" DR. DEEP IMPACT SOCKET 41MM	8940164421	DEEP	41mm
S846MD	1" DR. DEEP IMPACT SOCKET 46MM	8940164426	DEEP	46mm
SAE (in)				
S813	1" DR. STD IMPACT SOCKET 13/16"	8940164276	STANDARD	13/16"
S820	1" DR. STD IMPACT SOCKET 1-1/4"	8940164283	STANDARD	1-1/4"
S830	1" DR. STD IMPACT SOCKET 1-7/8"	8940164293	STANDARD	1-7/8"
S813D	1" DR. DEEP IMPACT SOCKET 13/16"	8940164356	DEEP	13/16"
S823D	1" DR. DEEP IMPACT SOCKET 1-7/16"	8940164366	DEEP	1-7/16"
S828D	1" DR. DEEP IMPACT SOCKET 1-3/4"	8940164371	DEEP	1-3/4"

1-1/2" IMPACT SOCKETS - SINGLE PIECES



MODEL	DESCRIPTION	ACC. PART NUMBER	ACC. TYPE	DIMENSIONS
METRIC (mm)				
S1041M	1-1/2" DR STD IMPACT SOCKET 41MM	8940169348	STANDARD	41mm
S1046M	1-1/2" DR STD IMPACT SOCKET 46MM	8940169349	STANDARD	46mm
S1050M	1-1/2" DR STD IMPACT SOCKET 50MM	8940169350	STANDARD	50mm
S1055M	1-1/2" DR STD IMPACT SOCKET 55MM	8940169351	STANDARD	55mm
S1060M	1-1/2" DR STD IMPACT SOCKET 60MM	8940169352	STANDARD	60mm
S1065M	1-1/2" DR STD IMPACT SOCKET 65MM	8940169353	STANDARD	65mm
S1070M	1-1/2" DR STD IMPACT SOCKET 70MM	8940169354	STANDARD	70mm
S1075M	1-1/2" DR STD IMPACT SOCKET 75MM	8940169355	STANDARD	75mm
S1080M	1-1/2" DR STD IMPACT SOCKET 80MM	8940169356	STANDARD	80mm
S1085M	1-1/2" DR STD IMPACT SOCKET 85MM	8940169357	STANDARD	85mm
S1090M	1-1/2" DR STD IMPACT SOCKET 90MM	8940169358	STANDARD	90mm

1" SURFACE DRIVE SOCKETS - LONG VERSION - SINGLE PIECES



MODEL	DESCRIPTION	ACC. PART NUMBER	ACC. TYPE	DIMENSIONS
METRIC (mm)				
SD30	Socket-SQ1"-L108-SD30	8940177797	SURFACE DRIVE	30mm
SD32	Socket-SQ1"-L108-SD32	8940177798	SURFACE DRIVE	32mm
SD33	Socket-SQ1"-L108-SD33	8940177799	SURFACE DRIVE	33mm
	Retainer ring	8940177800		

EXTENSION BARS



ACC. MODEL	ACC. PART NUMBER	SQAURE DRIVE / SIZE	DIAMETER SQUARE
mm			
E36 3/8 DR 6" EXTENSION BAR	8940165987	3/8"	3/4"
E43 1/2 DR 3" EXTENSION BAR	8940165994	1/2"	1"
E45 1/2 5" EXTENSION BAR	8940165995	1/2"	1"
E410 1/2 DR 10" EXTENSION BAR	8940165997	1/2"	1"
J4U 1/2 DR UNIVERSAL JOINT	8940165998	1/2"	1-5/16"
E63 3/4 DR 3" EXTENSION BAR	8940166004	3/4"	1-3/4"
E67 3/4 DR 7" EXTENSION BAR	8940166005	3/4"	1-3/4"
E613 3/4 DR 13" EXTENSION BAR	8940166007	3/4"	1-3/4"
E83 1" DR 3" EXTENSION BAR	8940166011	1"	2-1/8"
E87 1" DR 7" EXTENSION BAR	8940166012	1"	2-1/8"
J8U 1" DR UNIVERSAL JOINT w/Pin hole	8940166015	1"	2-5/16"

ADAPTORS



ACC. MODEL	ACC. PART NUMBER	SQAURE DRIVE SIZE	CONNECTION SIZE (TO A SOCKET)	CONNECTION GENDER
		in.	in.	
A308 3/8 DR X 1/2" MALE ADAPTOR	8940165984	3/8"	1/2"	Male
A406 1/2 DR X 3/8" MALE ADAPTER	8940165992	1/2"	3/8"	Male
A4012 1/2 DR X 3/4" MALE ADAPTER	8940165993	1/2"	3/4"	Male
A608 3/4 DR X 1/2" MALE ADAPTER	8940166001	3/4"	1/2"	Male
A616 3/4 DR X 1" MALE ADAPTER	8940166002	3/4"	1"	Male
A812 1" DR X 3/4" MALE ADAPTER	8940166009	1"	3/4"	Male

TORQUE WRENCHES



10:30

CPLinQ

CPLinQ

Chicago Pneumatic
LI-ION 2.5Ah | 36V

Chicago Pneumatic

Mechanical Torque Wrenches

CP89 SERIES

Complete range 1/4" - 3/8" - 1/2" - 3/4" - 1"



MADE FOR LONG-LASTING ACCURACY

Long-lasting accuracy torque wrench up to 25,000 cycles for vehicle services and MRO applications.



FEATURES AND BENEFITS

- Precision: 4% according to the 6789 ISO specifications
- Comfort: Black aluminum handle (1)
- Easy & precise adjustment : Scale in Nm - Torque adjustment with manual locking in front of the handle + fine scale graduation (1 Nm) (2)
- Robust : 54 teeth ratchet with quick socket release – pear head ratchet – 4/ 5 teeth in contact when tightening (3)
- Complete range : 1/4" – 3/8" – 1/2" – 3/4" – 1"
- Durable : Tolerance of durability -> up to 20000 cycles
- Touch & sound signals on release
- Provided with calibration certificate
- Provided in a protective Blow molded case

Range capacity 1/4" - 1"

1/4"



CP8905

1/2"



CP8915

3/4"



CP8920

MADE FOR LONG-LASTING ACCURACY

CP8910

Same features as CP8905 with 3/8" square drive - see below for torque capacities

CP8917

Same features as CP8915 - see below for torque capacities

CP8925

Same features as CP8920 - with 1" square drive - see below for torque capacities

See accessories page 31

with E : metric versions - without E : imperial version

MODEL	PART NUMBER	SQUARE DRIVE	WORKING TORQUE (FW)			MAX TORQUE(REV)			CAPACITY	GRADUATION		LENGTH		WEIGHT	
			ft.lb	Nm	Nm	ft.lb	Nm	Nm		lb*in (lb*ft)	Nm	ft.lb	In.	mm	lb
CP8905 E	8941089050	1/4	3.688	5	18.44	25	25	18.44	0.1	0.073	9.65	245	2.82	1.28	
CP8905	8941089055	1/4	50.15	68	250	339	339	250	1	0.73	9.65	245	2.82	1.28	
CP8910 E	8941089100	3/8	14.75	20	73.76	100	100	73.76	0.5	0.37	16.14	410	3.31	1.5	
CP8910	8941089105	3/8	15	20.3	75	101.7	101.7	75	0.68	0.5	16.14	410	3.31	1.5	
CP8915 E	8941089150	1/2	29.5	40	147.5	200	200	147.5	1	0.73	19.49	495	3.46	1.57	
CP8915	8941089155	1/2	30	40.675	150	203.37	203.37	150	1.35	1	20.47	520	4.45	2.02	
CP8917 E	8941089170	1/2	44.25	60	250.77	340	340	250.77	2	1.475	24.02	610	3.88	1.76	
CP8917	8941089175	1/2	50	68	250	339	339	250	2.7	2	24.02	610	3.88	1.76	
CP8920 E	8941089200	3/4	110.6	150	553	750	750	553	5	3.7	41.73	1060	12.6	5.72	
CP8920	8941089205	3/4	110	149	550	745.7	745.7	550	6.8	5	41.73	1060	12.6	5.72	
CP8925 E	8941089250	1	147.5	200	737.6	1000	1000	737.6	5	3.7	49.41	1255	15	6.84	
CP8925	8941089255	1	150	203.4	1017	750	750	1017	6.8	5	49.41	1255	15	6.84	

Listed specifications are for reference only. Please check documents in each tool.



Electronic Torque wrenches

CP89 ETORQUE

Square drive sizes: 1/4", 3/8", 1/2" & 3/4"



QUALITY CONTROL ANYWHERE. PERFORMANCE ANYTIME.

CP89 eTorque Wrenches provide accuracy, durability, and connectivity features not available anywhere else. Connected "TC" models utilize CPLinQ to control process quality. Standalone models allow quick adjustments to torque and accuracy at the tool.



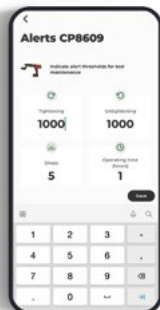
FEATURES AND BENEFITS

- CPLinQ compatibility (TC models) with high precision at +/- 3% Torque & +/- 2° Angle according to ISO 6789 – 1 2027
- Haptic: 12 LED progressive light display, very strong noise and vibration indicators as torque spec is approached, met, and exceeded
- Durability: Robust gear system accurate up to 25,000 cycles
- Ergonomic: 72 and 48 teeth gear heads for small working space jobs
- Easy to set up: user-friendly interface
- Greater operator comfort: soft grip, non-slip handle
- TC models also feature Adjustable Accuracy, Sequencing, Re-hit Detection, and Torque Check capabilities to ensure optimal production efficiency and proper application of torque every time
- 6 models covering a torque range of 2-850 Nm (2 - 625 ft/lb)
- Four square drive anvil sizes: 1/4", 3/8", 1/2", & 3/4"



Control your tightening and counting sequence with:

- P-Set library featuring dedicated requirements for each job
- Counting sequence for 100% tightening guarantee and 0% rework



Maintain your tool

Decrease the risk of breakage with:

- Tool status follow-up management
- Operation alert
- Maintenance timeline



Report your jobs

Tightening report for a quick report and data export



" With data collection, sequence set-up, CPLinQ is the perfect solution to secure your jobs in the field! "

William Mouille,
Product Manager, Chicago Pneumatic

	CP89 STANDALONE Version	CP89 TC Version
Torque Control	At tool via LED Screen	mmVia CPLinQ App or at tool
Torque Accuracy		+/- 3% (Adjustable at tool)
Angle Control	X	Via CPLinQ App
Angle Accuracy	X	+/- 2°
P-Set Library	X	✓
Counting Sequence	X	✓
Data Collection	X	✓
Re-Hit Detection	X	✓
Torque Check	X	✓
Quick Report	X	✓
.XLS Report via email or app	X	✓
Tool Status Management	X	✓
Operating Alert	X	✓
Tool Lock & Finder	X	✓

See accessories page 31

MODEL	PART NUMBER	DIMENSIONS		HEAD			TORQUE RANGE			ANGLE MEASUREMENT		CP LINK CONNECTIVITY	WEIGHT	VIBRATION INDICATION	LIGHT INDICATION	OPERATING TEMPERATURE
		mm	in.	Type	Square	Teeth	NM (ft/lb)	Accuracy	Overload	Available	Accuracy					
CP8906	8941189060	390 x 44 x 45	15.4 x 1.7 x 1.8	Fixed	1/4"	72	2-30 (2-22)	+/-3%	110%	X	+/-2°	X	0.77 (1.7)	✓	✓	-10° - 40°C (14° - 104°)
CP8906TC	8941189061	390 x 44 x 45	15.4 x 1.7 x 1.9	Fixed	1/4"	72	2-30 (2-22)	+/-3%	110%	X	+/-2°	X	0.77 (1.7)	✓	✓	-10° - 40°C (14° - 104°)
CP8911	8941189110	415 x 44 x 45	16.3 x 1.7 x 1.8	Fixed	3/8"	72	7-135 (5-99)	+/-3%	110%	X	+/-2°	X	0.83 (1.8)	✓	✓	-10° - 40°C (14° - 104°)
CP8911TC	8941189111	415 x 44 x 45	16.3 x 1.7 x 1.9	Fixed	3/8"	72	7-135 (5-99)	+/-3%	110%	X	+/-2°	X	0.83 (1.8)	✓	✓	-10° - 40°C (14° - 104°)
CP8916	8941089160	435 x 44 x 45	20.1 x 1.7 x 1.8	Fixed	1/2"	72	20-200 (15-147)	+/-3%	110%	X	+/-2°	X	1.3 (2.9)	✓	✓	-10° - 40°C (14° - 104°)
CP8916TC	8941089161	435 x 44 x 45	20.1 x 1.7 x 1.9	Fixed	1/2"	72	20-200 (15-147)	+/-3%	110%	X	+/-2°	X	1.3 (2.9)	✓	✓	-10° - 40°C (14° - 104°)
CP8918	8941089180	629 x 44 x 45	24.75 x 1.7 x 1.8	Fixed	1/2"	72	34-340 (25-250)	+/-3%	110%	X	+/-2°	X	1.5 (3.3)	✓	✓	-10° - 40°C (14° - 104°)
CP8918TC	8941089181	629 x 44 x 45	24.75 x 1.7 x 1.9	Fixed	1/2"	72	34-340 (25-250)	+/-3%	110%	X	+/-2°	X	1.5 (3.3)	✓	✓	-10° - 40°C (14° - 104°)
CP8921	8941189210	950 x 44 x 45	37.4 x 1.7 x 1.8	Fixed	3/4"	48	25-500 (20-368)	+/-3%	110%	X	+/-2°	X	2.99 (6.6)	✓	✓	-10° - 40°C (14° - 104°)
CP8921TC	8941189211	950 x 44 x 45	37.4 x 1.7 x 1.9	Fixed	3/4"	48	25-500 (20-368)	+/-3%	110%	X	+/-2°	X	2.99 (6.6)	✓	✓	-10° - 40°C (14° - 104°)
CP8922	8941189220	1220 x 44 x 45	48.12 x 1.7 x 1.8	Fixed	3/4"	48	50-850 (32-625)	+/-3%	110%	X	+/-2°	X	4.17 (9.2)	✓	✓	-10° - 40°C (14° - 104°)
CP8922TC	8941189221	1220 x 44 x 45	48.12 x 1.7 x 1.9	Fixed	3/4"	48	50-850 (32-625)	+/-3%	110%	X	+/-2°	X	4.17 (9.2)	✓	✓	-10° - 40°C (14° - 104°)



CPCare: Enhancing your tool performance and productivity

Introducing CPCare: the comprehensive service package designed for the CP tools. With CPCare, we offer a range of specialized services aimed at maximizing the efficiency and lifespan of your tool, ensuring you can work safely and efficiently.

With our tool failure analysis, we can identify and rectify any issues promptly, minimizing downtime and maximizing productivity. Regular preventive maintenance checks are also included in the package, allowing us to catch potential problems before they escalate, keeping your tool in prime condition. Benefit from tool failure analysis, preventive maintenance, budget control, calibration, and tool loan services. Our expert technicians prioritize proper tool usage and regular inspections to ensure optimal results.



Time saving by a clearly defined service process.



Efficient tool failure analysis done by continuous trained technician.



Test certificate report and calibration following ISO5393 and certified supplier ISO17025



Maintenance budget control

TOOL CALIBRATION

- ✓ Machine Capability Test certificate (MCT)
- ✓ Standard certificate worldwide
- ✓ Calibration process traceable to national standards following ISO 17025

CPCare

- ✓ Fixed price per year
- ✓ Preventive Maintenance wear out spare parts¹ and labour²
- ✓ Once per year or after x thousand cycles depending on which occurs sooner
- ✓ TOOL CALIBRATION after preventive maintenance

Opt. Tool loan during maintenance



¹ Wear out spare parts are the gearbox components which the wear does not depend on the torque applied but on the time the tools is used.

² During the preventive maintenance, the tool is disassembled, wear out spare parts are replaced. All other parts are cleaned and evaluated.

Extra quotation is issued only in case other parts should be replaced before the next PM.




CPCare Extends the life of your tool by up to 20%!



Contact your CP representative for more information

Battery Torque Wrenches



CP8609 SERIES **NEW**

Output drive 1"

RIGHT TORQUE. SAFE HAUL


For truck and bus tire changing application, CP8609 eBlueTork is an accurate and ergonomic solution to ensure safety for both operators and end users. With CPLinQ app it also adds control and traceability to your process quality.



FEATURES AND BENEFITS

- High precision (+/- 4%) for safe tightening
- Fast and long-lasting gearbox dedicated to wheel tightening
- Extended mobility with lightweight and compact battery
- Automatic release reaction arm
- Intuitive handling either on OLED Digital screen of the tool or via CPLinQ app

Suitable for all heavy vehicles





How to choose your eBluetork Torque Wrench?

1. Choose reaction bar type according to wheel type



Wheel without cover



Deep wheel



Wheel with cover



Blade



Standard Cup



Extended Cup



Spring loaded cup
894 016 4622



Japanese type cup
894 016 7401

CUPS (To be ordered separately)

2. Choose trigger number



Trigger +
safety button



1 trigger

Battery Torque Wrenches

3. Choose the Feature Version according to your tightening process



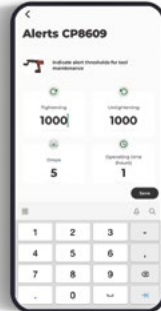
Control your tightening and counting sequence with:

- P-Set library featuring dedicated requirements for each job
- Counting sequence for 100% tightening guarantee and 0% rework



Report your jobs

Tightening report for a quick report and data export



Maintain your tool








Decrease the risk of breakage with:

- Tool status follow-up management
- Operation alert
- Maintenance timeline

" With data collection, sequence set-up and maintenance timeline, CPLinQ is the perfect solution to secure your jobs in the field! "

Nil Gauter,
Product Manager,
Chicago Pneumatic



PRICE	Torque Check		CP8609TC-x = CP8609-CQx +	<ul style="list-style-type: none"> • Torque Check • Counting sequence P-set Torque Check • Torque Check report 		VALUE
	Connected Quality		CP8609CQ-x = CP8609C-x +	<ul style="list-style-type: none"> • Data collection • Quick report • Counting sequence P-Set Torque or Angle • Counting sequence report • Application report via email or communicating app with a xls file 		
	Connected		CP8609C-x = CP8609-x +	<ul style="list-style-type: none"> • Torque and/or Angle control • Application library (P-Set) • Tool status management • Maintenance timeline • Operating alert • Tool lock and finder 		
	Stand alone		CP8609-x	<p>Torque control (clockwise or counterclockwise): 300-900 Nm / 220-665 ft-lb</p> <p>500 cycles before battery changing (at nominal torque hard joint 15°)</p>	<p>=/- 4%</p> <p>Automatic release reduction arm From 7,1 kg (with blade reaction arm and one battery included)</p>	

ACCESSORIES

BATTERY CHARGER CP18-36CH

See details page 53

BATTERY PACK CP36XP25 36V 2,5Ah

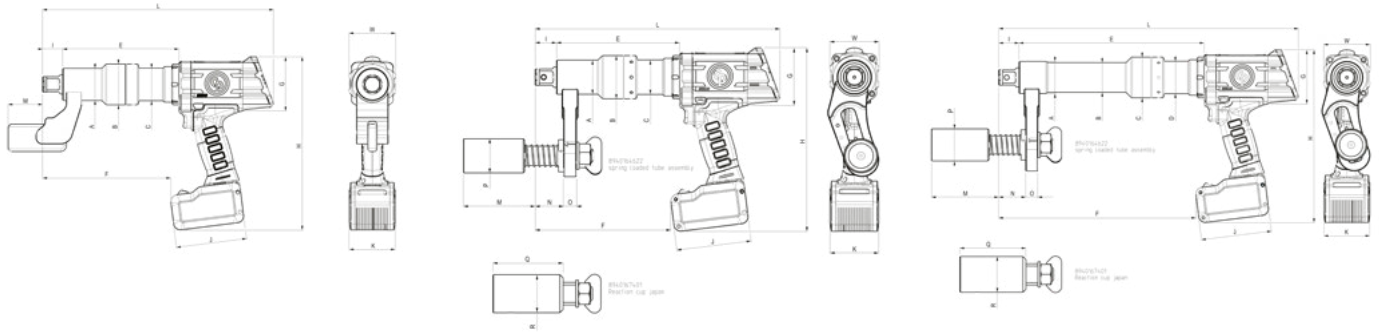
See details page 53

PROTECTIVE COVER SUSPENSION YOKE

See details page 53



Technical Data



		Blade models				Cup models										Extended Cup models				
		A	B	C	D	E	F	G	I	J	K	M	N	O	P	Q	R	Height (H)	Length (L)	Width (W)
Blade models	(mm)	53	67	54	-	191	211	89	33	116	76	57	-	-	-	-	-	285	380	77
	(in.)	2.09	2.64	2.13	-	7.52	8.31	3.50	1.30	4.57	2.99	2.24	-	-	-	-	-	11.22	14.96	3.03
Cup models	(mm)	53	67	54	-	191	211	89	33	116	76	111	44	20	53	109	58	285	380	77
	(in.)	2.09	2.64	2.13	-	7.52	8.31	3.50	1.30	4.57	2.99	4.37	1.73	0.79	2.09	4.29	2.28	11.22	14.96	3.03
Extended Cup models	(mm)	53	49	67	54	305	325	89	34	116	76	111	45	20	53	109	59	285	495	77
	(in.)	2.09	1.93	2.64	2.13	12.01	12.80	3.50	1.34	4.57	2.99	4.37	1.77	0.79	2.09	4.29	2.32	11.22	19.49	3.03

Reaction bar		Blade Standard reaction blade (included)		Cup Standard for spring loaded cup or Japanese type cup (cup not included)		Extended Cup Extended for spring loaded cup or Japanese type cup (cup not included)	
Version	Trigger number	Model name	Part number	Model name	Part number	Model name	Part number
Stand alone	Trigger + safety button	CP8609-B	6151570500	CP8609-C	6151570730	CP8609-xC	6151570780
	1 trigger	CP8609-BT	6151570440	CP8609-CT	6151570560	CP8609-xCT	6151570620
Connected	Trigger + safety button	CP8609C-B	6151570510	CP8609C-C	6151570740	CP8609C-xC	6151570790
	1 trigger	CP8609C-BT	6151570450	CP8609C-CT	6151570570	CP8609C-xCT	6151570630
Connected Quality	Trigger + safety button	CP8609CQ-B	6151570520	CP8609CQ-C	6151570750	CP8609CQ-xC	6151570800
	1 trigger	CP8609CQ-BT	6151570460	CP8609CQ-CT	6151570580	CP8609CQ-xCT	6151570640
Torque Check	Trigger + safety button	CP8609TC-B	6151570530	CP8609TC-C	6151570760	CP8609TC-xC	6151570810
	1 trigger	CP8609TC-BT	6151570470	CP8609TC-CT	6151570590	CP8609TC-xCT	6151570650

Specifications			
Square drive (in.)	1"		1"
Accuracy (6 sigma)*	±4 %		±4 %
Min/Max torque (Nm)	300 - 900		300 - 900
Min/Max torque (ft.lbs)	221 - 664		221 - 664
Nominal working torque (Nm)	390 - 720		390 - 720
Nominal working torque (ft.lbs)	293 - 531		293 - 531
Max speed all torque (rpm)	15		15
Weight - battery, reaction arm included (kg)	7.1		8.1 (with standard cup) 9.0 (with Japanese type cup)
Weight - battery, reaction arm included (lbs)	15.6		17.8 (with standard cup) 19.9 (with Japanese type cup)
Sound pressure (dB(A))	62		62
Vibration (m/s²)	<2.5		<2.5
Number of cycles by battery	500		500

*Based on hard joint 15° at nominal torque

Battery Torque Wrenches

Process & Tooling to optimize your tightening process




STEP 1

Clean bare hub pilots, inspect for wear, and lubricate pads



STEP 6

Lubricate each nut with one drop of oil between the nut and washer, then turn the washer to work the oil through



STEP 2

Clean the drum and studs.
Inspect for fatigue with thread gauge



STEP 7

Install the nuts by hand.



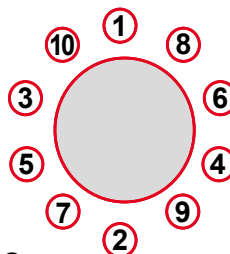
STEP 3

Clean both sides of each wheel with the CP7202D



STEP 8

Use a torque control tool, like the CP8854, to pre-tighten nuts down snug on wheel surface, following the star pattern




STEP 9

Torque all nuts with the CP8609 following the star pattern. Use the sequencing feature (available on CQ and TC versions)




STEP 4

Install both wheels.



STEP 5

Oil all studs with the oil can before any parts are installed



STEP 10

Torque check all nuts with the CP8609 (only available on TC version)

Bluetork Pneumatic Torque Wrenches



CP7600 SERIES - BLUETORK PNEUMATIC TORQUES WRENCHES

Output drive 1"

**ACCURACY,
FAST RUNDOWN
AND ALMOST
NO VIBRATION**

CP7600 nutrunner is a reliable and ergonomic solution for truck and bus tire changing operations which brings you accuracy and a quick rundown while also generating very low noise and almost no vibration.



- 1 Choose reaction bar type**
- 2 Choose rotating direction**
- 3 Choose number of torque presets**

More details see next page

Pneumatic torque wrenches


How to choose your Bluetork Torque Wrench

1. Choose reaction bar type



..... **xB**

...with long-reaching reaction blade (included)
- for North America -



..... **xC**

...extended with spring loaded cup (included)

CUPS (To be ordered with the CP7600C)



Spring loaded cup
894 016 4622



Japanese type cup
894 016 7401

..... **C**

...standard for spring loaded cup or Japanese type cup (not included)

2. Choose rotating direction

- ...Forward only



R ...Forward and reverse



3. Choose number of torque presets

- ...1 torque preset



4P ...4 torque presets



ACCESSORIES



DESCRIPTION	PART NUMBER
Protective cover 1P - Blue	8940164649
Protective cover 4P - Blue	8940164651

DESCRIPTION	PART NUMBER
Suspension yolk Reversible	8940166654
Suspension yolk Non reversible	8940166659

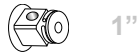
Output drive 1"



1"



CP7600xB-R



1"



CP7600xB-R4P



1"



CP7600xC-R

FEATURES AND BENEFITS

- Air Shut-off torque control at preset torque
- Selection of up to 4 calibrated tightening torques with high accuracy
- Short version with CUPS reaction bar optional
- Low noise level (<77dB)
- Low vibration increases operator comfort for greater productivity. (<2.5 m/s²)



CP7600xC-R

See accessories page 52

MODEL	PART NUMBER	DRIVE	FREE SPEED		WORKING TORQUE (FW)		MAX TORQUE (REV)		NET WEIGHT		LENGTH		AIR CONS @LOAD	VIBRATION LEVEL ISO 28927 (M/S ²)	SOUND PRESS.	SOUND POWER	AIR INLET
			rpm	ft.lb	Nm	ft.lb	Nm	lb	kg	in.	mm	cfm					
CP7600xB	8941076010	1	100	332-664	450-900	664	900	13.2	6	12.91	328	40	19	<2.5	79	90	3/8
CP7600xB-R	8941076011	1	100	332-664	450-900	664	900	14.5	6.6	13.58	345	40	19	<2.5	79	90	3/8
CP7600xB-R4P	8941076015	1	100	332-664	450-900	664	900	15.2	6.9	14.96	380	40	19	<2.5	79	90	3/8
CP7600xC-R4P	8941076025	1	100	332-664	450-900	664	900	20	9.1	19.49	495	40	19	<2.5	79	90	3/8
CP7600C-R4P	8941076035	1	100	332-664	450-900	664	900	16.9	7.7	14.96	380	40	19	<2.5	79	90	3/8

All models: Hose int. 3/8" (10mm) - @90 PSI (@6.3 Bar)

Listed specifications are for reference only. Please check documents in each tool.

Wheel Bluetork Pneumatic Torque Wrenches

PROCESS & TOOLING TO OPTIMIZE YOUR TIGHTENING PROCESS



STEP 1

Clean bare hub pilots, inspect for wear, and lubricate pads.



STEP 2

Clean the drum and studs. Inspect for fatigue with thread gauge.



STEP 3

Thoroughly clean both sides of each wheel with the CP7202D sander and an appropriate abrasive. Inspect all surfaces for cracks and unusual wear.



STEP 4

Install both wheels.



STEP 5

Place two drops of oil near the end of the stud.



STEP 6

Lubricate each nut with one drop of oil between the nut and washer. Rotate the washer to distribute the oil evenly.




STEP 7

Install the nuts by hand.



STEP 8

Use a CP7748 impact wrench on the lowest torque setting to quickly snug all the nuts prior to final torquing.



STEP 9

Using the BlueTork, follow the star pattern above to tighten the nuts to the specified torque.



STEP 10

To ensure each nut has been torqued, a clockwise check may be performed. The BlueTork is pre-calibrated and is designed for precise torquing.

*Procedure illustrated is for reference only. Actual wheel preparation and assembly is dependant on wheel type and may vary. Please refer to the manufacturer's recommendations for proper wheel assembly procedures.

Ergoseat

COMFORT

- Disc seat for multi position sitting
- Hook for tool parking position
- High Ergonomy:
- Balance: no need to hold the tool
- 2 x 45° = 90° rotation

EASY TO USE

- Socket support
- Hose support on the back
- Can be use between 2 buses
- Can be used either with Air Blue Tork (CP7600 series) or e-Blue Tork (CP8609 series) and as well with air impact wrenches such as CP7782, CP7783, CP5000, CP7776 ...



HIGH ERGONOMY

- Balancer, no need to hold the tool
- 2x45° = 90° arm rotation

ROBUST

- Stronger steel tube
- Industrial Filter Regulator Lubricator
- Stable with 2 large rear wheel

EASY TO MOVE

- 360° front wheels
- Lightweight: 35kg / 77 lbs



MODEL	PART NUMBER	WIDTH		LENGTH		HEIGHT		WEIGHT		THREAD SIZE	THREAD TYPE
		mm	in.	mm	in.	mm	in.	kg	lb		
CP87029	8941087029	510	208	1020	40.16	1950	76.77	35	77.1	3/4	NPT

All models: Hose int. 3/8" (10mm) - @90 PSI (@6.3 Bar)

Listed specifications are for reference only. Please check documents in each tool.



Accessories Nutrunners

RECOMMENDED ACCESSORIES



PROTECTIVE COVER CP7600

TOOL'S MODEL	PART NUMBER
CP7600xB/CP7600xB-R/CP7600xC-R/CP7600C-R	8940164649
CP7600xB-R4P/CP7600xC-R4P/CP7600C-R4P	8940164651

SUSPENSION CP7600



DESIGNATION	PART NUMBER
SUSPENSION YOKE CP7600	8940166654
SUSPENSION YOKE CP7600-NOR	8940166659

ACCESSORIES CP7600



DESIGNATION	PART NUMBER
JAPANESE REACTION CUP	8940167401
SPRING LOADED CUP	8940164622



ACCESSORIES PART NUMBER	DESIGNATION	TOOL'S MODEL	PART NUMBER
8940167401	REACTION CUP JAP	CP8609-C PACK 36V 2.5AH	6151570730
		CP8609C-C PACK 36V 2.5AH	6151570740
		CP8609CQ-C PACK 36V 2.5AH	6151570750
		CP8609TC-C PACK 36V 2.5AH	6151570760
		CP8609-CT PACK 36V 2.5AH	6151570560
		CP8609C-CT PACK 36V 2.5AH	6151570570
		CP8609CQ-CT PACK 36V 2.5AH	6151570580
		CP8609TC-CT PACK 36V 2.5AH	6151570590



ACCESSORIES PART NUMBER	DESIGNATION	TOOL'S MODEL	PART NUMBER
8940164622	SPRING LOADED CUP	CP8609-C PACK 36V 2.5AH	6151570730
		CP8609C-C PACK 36V 2.5AH	6151570740
		CP8609CQ-C PACK 36V 2.5AH	6151570750
		CP8609TC-C PACK 36V 2.5AH	6151570760
		CP8609-CT PACK 36V 2.5AH	6151570560
		CP8609C-CT PACK 36V 2.5AH	6151570570
		CP8609CQ-CT PACK 36V 2.5AH	6151570580
		CP8609TC-CT PACK 36V 2.5AH	6151570590

Accessories Nutrunners

ACCESSORIES CP8609



BATTERY CHARGER CP18-36CH

FEATURES AND BENEFITS

- Fast Charging: Battery charged in 45 minutes
- Charger Safety: Compliant with the new European standard on safety [IEC 62841]
- Multi Position & Multi Charger : Can stay stable on a table or fixed on a wall One main source cable for multi charger.
- Unique Power Supply Cable : 1 main source cable for several chargers
- Battery Load Level: Load indicator information directly on the battery



BATTERY PACK CP36XP25 36V 2,5Ah

HIGH QUALITY BATTERY FOR LONG RUNTIME ON HEAVY DUTY APPLICATIONS

FEATURES AND BENEFITS

- High Quality 2.5Ah Li-ion cell with individual cell protection
- High Drain Capacity: Strong current capacity with continuous draw to deliver the right quantity of energy at the right moment.
- High ability to continuously supply the correct large current source on demand

MODEL	PART NUMBER
BATTERY CHARGER CP18-36CH	8940176069

MODEL	PART NUMBER
BATTERY PACK CP36XP25 36V 2,5Ah	8940176068



PROTECTIVE COVER SUSPENSION YOKE

MODEL	PART NUMBER
CP86 Series protective cover	615 211 213 0
CP8609 suspension yoke	894 016 665 4

Cordless Impact Wrenches



CP8854 SERIES

Output drive 1/2"

A 2-IN 1 UNIQUE TECHNOLOGY FOR LIGHT VEHICLE TIRE CHANGING

2 in 1 unique technology designed to turn performance, lightweight and the compact features of an air impact wrench into a cordless tool. The CP8854 series is designed for light vehicle tire changing applications in workshops and roadside assistance.



CP8854-2

Same feature as CP8854 with -2" anvil length



FEATURES AND BENEFITS

- Similar in length and weight to high performance 1/2" air Impacts. It offers great maneuverability and helps prevent arm injuries
- Lowest vibration on the market (9.3 m/s²) and noise level rate (87 db(A))
- High performance 4500 RPM. Able to deliver 780 ft.lbs. – 1050 Nm maximum torque in reverse
- One Shut Off Position in Forward (at 80 ft.lbs. / ≈ 120 Nm) means no more overtightening*
- No more hand tightening for better productivity with the snugging feature (2 stage trigger in Forward)

* Final torque must be applied manually using a calibrated torque wrench (please refer to the operator's manual)

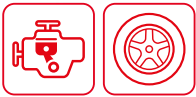
See accessories page 55

MODEL	PART NUMBER	DRIVE	FREE SPEED	WORKING TORQUE (FW)		MAX TORQUE (REV)		WEIGHT		LENGTH		HEIGHT		WIDTH		VIBRATION LEVEL		SOUND PRESS.	SOUND POWER	BATTERY	
				ft.lb	Nm	ft.lb	Nm	lb	kg	in.	mm	in.	mm	in.	mm	a	k			ISO 15744 - dB(A)	Ah
CP8854 BARE TOOL	8941088548	1/2	4500	0 - 88.5	0 - 120	774	1050	4.63	2.1	7.44	189	8.7	221	3.03	77	10.2	3.1	87	98	2.5	18 V
CP8854-2 BARE TOOL	8941088549	1/2	4500	0 - 88.5	0 - 120	774	1050	4.78	2.17	9.41	239	8.7	221	3.03	77	10.2	3.1	87	98	2.5	18 V

Listed specifications are for reference only. Please check documents in each tool.

Accessories

Cordless Impact Wrenches



CP8854 Pack 18V

- 1 x CP8854
- 2 x 2.5 Ah – 18 V battery packs
- One 18V charger
- One CP soft bag
- One protective boot cover
- Tool Documentation

CP8854-2 Pack 18V

- 1 x CP8854-2
- 2 x 2.5 Ah – 18 V battery packs
- One 18V charger
- One CP soft bag
- One protective boot cover
- Tool Documentation

MODEL	PART NUMBER
CP8854 Pack 18V	8941088540

MODEL	PART NUMBER
CP8854-2 Pack 18V	8941088542

Battery and Charger



BATTERY PACK CP18XP25 18V 2.5Ah

**HIGH QUALITY BATTERY
FOR LONG RUNTIME
ON HEAVY DUTY APPLICATIONS**

MODEL	PART NUMBER
BATTERY PACK CP18XP25 18V 2,5Ah	8940176067

BATTERY CHARGER CP18-36CH



- Fast Charging: Battery charged in 45 minutes
- Charger Safety: Compliant with the new European standard on safety [IEC 62841]
- Multi Position & Multi Charger : Can stay stable on a table or fixed on a wall One main source cable for multi charger.
- Unique Power Supply Cable : 1 main source cable for several chargers
- Battery Load Level: Load indicator information directly on the battery

MODEL	PART NUMBER
BATTERY CHARGER CP18-36CH	8940176069

Screwdrivers

Output drive 1/4"

10,000 RPM



CP2136

COMPACT, QUICK AND EASY TO USE

FEATURES AND BENEFITS

- Double rocking dog clutch and metal housing for a good durability
- Reversible button, built-in power regulator and starting lever for great ease of use
- Suspension bail for better ergonomics
- Low air consumption for better efficiency
- Lightweight to minimize fatigue

13,000 RPM



CP2141

COMPACTNESS AND HIGH SPEED FOR GLOBAL USE

FEATURES AND BENEFITS

- Double rocking dog clutch and metal housing for a good durability
- Reversible one-hand button for better ease of use
- Low noise level for operator comfort
- Compact design for maximum accessibility in tight spaces



CP2136

See accessories page 58

MODEL	PART NUMBER	OUTPUT DRIVE	FREE SPEED	MIN TORQUE (FW)		MAX TORQUE (FW)		NET WEIGHT		LENGTH		FREE SPEED AIR CONS.		VIBRATION LEVEL ISO 28927 (M/S ²)		SOUND PRESS.	SOUND POWER	AIR INLET
				ft.lb	Nm	ft.lb	Nm	lb	kg	in.	mm	cfm	l/s	a	k			
CP2136	8941021360	1/4	10,000	5.9	8	15.5	21	1.5	0.68	7.28	185	8.8	4.2	24.3	7.4	89	100	1/4
CP2141	8941021410	1/4	13,000	7.4	10	17.7	24	1.92	0.87	5.63	143	18	8.5	17.4	5.3	77	88	1/4

All models: Hose int. 3/8" (10mm) - @90 PSI (@6.3 Bar)

Listed specifications are for reference only. Please check documents in each tool.

Output drive 1/4"

2,200 RPM



CP2755

FASTENING TOOL FOR SOFT APPLICATIONS

FEATURES AND BENEFITS

- Fast screw rundown in direct drive for better productivity
- Reverse control at the trigger for better comfort
- Rubber grip for better handling
- Progressive trigger for better ergonomics

2,100 RPM



CP2780

POSITIVE CLUTCH FOR SOFT APPLICATIONS

FEATURES AND BENEFITS

- Fast screw rundown in positive clutch for better productivity
- Convenient one-handed reverse for better comfort
- Rubber grip for better handling
- Progressive trigger for better ergonomics
- Operator can control clutch engagement for higher torque



CP2756

CP2765

Same features as CP2755 with 900 RPM

See accessories page 58

MODEL	PART NUMBER	OUTPUT DRIVE		FREE SPEED		MIN TORQUE (FW)		MAX TORQUE (FW)		NET WEIGHT		LENGTH		FREE SPEED AIR CONS.		VIBRATION LEVEL ISO 28927 (M/S ²)		SOUND PRESS.	SOUND POWER	AIR INLET
		in.		ft.lb	Nm	ft.lb	Nm	lb	kg	in.	mm	cfm	l/s	a	k	ISO 15744 - dB(A)		in.		
CP2755	6151922755	1/4		2,200	NA	NA	5.4	7.3	2.27	1.03	6.3	160	29	14	<2.5	-	90	101	1/4	
CP2765	6151922765	1/4		900	NA	NA	6.6	9	2.6	1.18	7.01	178	29	14	<2.5	-	99	110	1/4	
CP2780	6151922780	1/4		2,100	NA	NA	7.4	10	2.34	1.06	6.46	164	29	14	<2.5	-	89	100	1/4	

All models: Hose int. 3/8" (10mm) - @90 PSI (@6.3 Bar)

Listed specifications are for reference only. Please check documents in each tool.



Screwdrivers accessories



TUNE UP KITS

TOOL'S MODEL	TUNE UP KIT PART NUMBER
CP2136	8940170493
CP2141	8940170516
CP2780	2050516763
CP2623	8940168330



TOOL HOLDER

TOOL'S MODEL	DESIGNATION	PART NUMBER
CP8854	MAGNETIC TOOL HOLDER	8940166664
CP8854-2	Max load 15 kg (33 lbs)	

ACCESSORIES INCLUDED

TOOL'S MODEL	ACCESSORIES DESCRIPTION	ACCESSORIES PART NUMBER
CP2136	HOOK	8940170488

OPTIONAL ACCESSORIES

REAR EXHAUST HOSE / NOISE REDUCER

TOOL'S MODEL	ACCESSORIES DESCRIPTION	ACCESSORIES PART NUMBER
CP2780	NOISE REDUCER KIT	2050516493



SIDE HANDLE

TOOL'S MODEL	ACCESSORIES DESCRIPTION	ACCESSORIES PART NUMBER
CP2780	HANDLE KIT	8940168856
CP2780/CP2623	SIDE HANDLE ASSY	2050498553



STUD CLEANERS

ACCESSORIES PART NUMBER	ACCESSORIES DESCRIPTION	DIAMETRE		LENGTH		REPLACEMENT BRUSHES (SETS OF 5)
		in.	mm	in.	mm	
8940168858	Stud cleaner M20x37L	13/16"	20	1-7/16"	37	8940169930
8940169793	Stud cleaner M22x37L	7/8"	22	1-7/16"	37	8940169931
8940169927	Stud cleaner M20x60L	13/16"	20	2-3/8"	60	8940169934
8940169928	Stud cleaner M22x37L	7/8"	22	2-3/8"	60	8940169935
8940169929	Stud cleaner M24x37L	15/16"	24	2-3/8"	60	8940169936
8940169795	Stud cleaner M30x37L	1-3/16"	30	2-3/8"	60	8940169933



DID YOU KNOW THAT RUSTED BOLTS GREATLY AFFECTS CLAMPING FORCE? CLEAN BOLTS ARE KEY TO PROPER TIGHTENING. STUD CLEANERS ARE THE IDEAL SOLUTION. (PG. XX)

BALANCERS

BALANCERS	LOAD RANGE		STROKE		NET WEIGHT		PART NUMBER	CP TOOLS
	lb.	kg	ft.	mm	lb.	kg		
CP9911	0,8-2,2	0,4-1,0	5,2	1600	1,3	0,6	8941099110	CP2036/CP2037/ CP2136/CP2141
CP9912	2,2-4,4	1,0-2,0	5,2	1600	1,3	0,6	8941099120	CP2041/CP2042/CP2755/ CP2765/CP2780



GRINDERS



Compact Die Grinders

Power capacity < 0.3hp (220W)

ø1/4 (6.4mm) - 22,500 RPM



CP875

COMPACT ANGLE DIE GRINDER FOR TIGHT AREAS

FEATURES AND BENEFITS

- 90° angle head allows flexibility in tight areas
- Compact and lightweight tool designed for easy maneuverability
- Built-in air regulator
- Includes 1/4" and 6 mm collets

ø1/4 (6.4mm) - 30,000 RPM



CP876

COMPACT AND LIGHTWEIGHT

FEATURES AND BENEFITS

- Compact and lightweight tool designed for easy maneuverability and ideal for limited space applications
- Front exhaust for better comfort
- Built-in air regulator
- Includes 1/4" and 6 mm collets

ø1/8 (3mm) - 60,000 RPM



CP9104Q

HIGH-SPEED FOR PRECISION WORK

FEATURES AND BENEFITS

- Very low noise level for greater comfort
- High free speed allows for greater accuracy
- Silencer hose included
- 3 mm and 1/8" collets included
- Lightweight for great maneuverability



CP875 Kit

See details on page 69



CP9104Q Kit

See details on page 69



See accessories page 70

MODEL	PART NUMBER	FREE SPEED		POWER		COLLET CAPACITY		AIR CONS. @LOAD		NET WEIGHT		LENGTH		VIBRATION LEVEL ISO 28927 (M/S ²)		SOUND PRESS.	SOUND POWER	AIR INLET
		rpm	hp	W	in. (mm)	cfm	l/s	lb	kg	in.	mm	a	k	ISO 15744 - dB(A)	in.			
CP875	T023995	22,500	0.3	220	1/4 (6.4mm)	22	10	0.99	0.45	4.88	124	4.4	1.9	101	112	1/4		
CP876	T023996	30,000	0.3	220	1/4 (6.4mm)	23	11	0.75	0.34	4.76	121	<2.5	NA	101.3	112	1/4		
CP9104Q	6151959104	60,000	0.05	40	1/8 (3mm)	6.8	3.2	0.44	0.2	5.24	133	<2.5	NA	71	82	1/4		

All models: Hose int. 3/8" (10mm) - @90 PSI (@6.3 Bar)

Listed specifications are for reference only. Please check documents in each tool.

Compact Die Grinders & Die Grinders

0.2 to 0.63 hp (150 to 470 W)

ø1/4 (6.4mm) - 17,000 RPM



CP9107

**COMPACT FOR YOUR
HARD TO REACH AREAS**

FEATURES AND BENEFITS

- Rubber molded pistol grip and 2-fingered throttle to maximize operator control and to improve ergonomics
- Excellent for small area repair due to its short length and lightweight
- Adjustable power regulator for more precise job

ø1/4 (6.4mm) - 27,000 RPM



CP872

**ECONOMIC COMPACT
TOOL FOR GREAT
EFFICIENCY**

FEATURES AND BENEFITS

- Aluminum alloy body for better robustness
- Built-in air regulator & CP streamlined safety lever
- Includes 1/4" and 6 mm collets



CP872

also available page 111



CP872K

Same features as CP872 with Effimax hose 0,6m and 18" exhaust.

See accessories page 70

MODEL	PART NUMBER	FREE SPEED		POWER		COLLET CAPACITY		AIR CONS. @LOAD		NET WEIGHT		LENGTH		VIBRATION LEVEL ISO 28927 (M/S ²)		SOUND PRESS.	SOUND POWER	AIR INLET
		rpm	hp	W	in. (mm)	cfm	l/s	lb	kg	in.	mm	a	k	ISO 15744 - dB(A)	in.			
CP9107	6151959107	17,000	0.2	150	1/4 (6.4mm)	18	8.5	1.54	0.7	4.72	120	3	1.9	81	92	1/4		
CP872	T025373	27,000	0.63	470	1/4 (6.4mm)	26	12	1.26	0.57	6.5	165	<2.5	NA	100.9	111.9	1/4		

All models: Hose int. 3/8" (10mm) - @90 PSI (@6.3 Bar)

Listed specifications are for reference only. Please check documents in each tool.

Die Grinders



CP74 SERIES

ø1/4 (6.4mm) - 28,000 RPM

CHANGING A CARBIDE BURR HAS NEVER BEEN EASIER!

CP74 series, a 1/4" & 6mm die grinders range with spindle lock system which allows a high application coverage in the body shop and MRO market.

LOCKING SPINDLE SYSTEM, see details p. 64



FEATURES AND BENEFITS

- Burrs easily changeable allowing the operator to use only one wrench thanks to the new spindle lock system.
- Good surface grip avoiding the tool to slip once in operator's hand thanks to the handle's material (TPR) and ergonomics.
- High application coverage thanks to the multitude of heads (short & long straight, 120°, 90°)
- Less heat transfer between the motor and the sleeve thanks to the composite housing

See accessories page 70

MODEL	PART NUMBER	FREE SPEED	POWER		COLLET CAPACITY	AIR CONS. @LOAD		NET WEIGHT		LENGTH		VIBRATION LEVEL ISO 28927 (M/S ²)		SOUND PRESS.	SOUND POWER	AIR INLET
		rpm	hp	W	in. (mm)	cfm	l/s	lb	kg	in.	mm	a	k	ISO 15744 - dB(A)	in.	
CP7405	8941074050	28,000	0.34	250	1/4 (6.4mm)	2.1	1	1.1	0.5	6.93	176	3.6	1	76.2	87.2	1/8
CP7406	8941074060	23,000	0.34	250	1/4 (6.4mm)	2.1	1	1.32	0.6	6.42	163	5.4	1.3	78.1	89.1	1/4
CP7408	8941074080	23,000	0.34	250	1/4 (6.4mm)	2.1	1	1.37	0.62	7.68	195	4.3	0.9	78.6	89.6	1/4
CP7410	8941074100	27,000	0.34	250	1/4 (6.4mm)	2.1	1	1.43	0.65	9.76	248	4.9	1	76.1	87.1	1/4
CP7411	8941074110	22,000	0.56	420	1/4 (6.4mm)	3	1.4	1.54	0.7	7.09	180	3.1	0.8	80.7	91.7	1/4
CP7412	8941074120	22,000	0.56	420	1/4 (6.4mm)	3	1.4	2.43	1.1	12.99	330	2.6	0.8	80.4	80.4	1/4

All models: Hose int. 3/8" (10mm) - @90 PSI (@6.3 Bar)

Listed specifications are for reference only. Please check documents in each tool.

Power capacity < 0.34hp (250W)

ø1/4 (6.4mm) - 23,000 RPM



CP7406



ø1/4 (6.4mm) - 23,000 RPM



CP7408



CP7406



CP7408

Power capacity < 0.56hp (420W)

ø1/4 (6.4mm) - 27,000 RPM



CP7410



ø1/4 (6.4mm) - 22,000 RPM



CP7411

ø1/4 (6.4mm) - 22,000 RPM



CP7412

CP7411K

See details on page 69



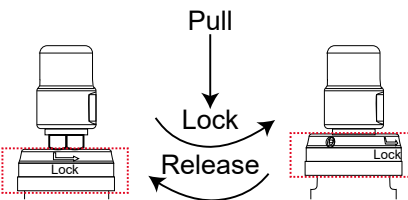
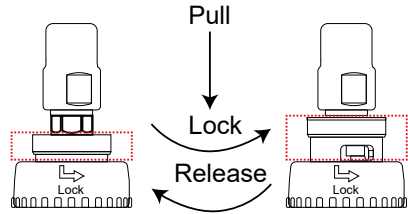
Grinders

Die Grinders

Burrs easily changeable

Spindle lock system (rotate and push mechanism)

No need to use 2 spanner wrenches to change the carbide burr! (One-hand operation)



**ONLY ONE SPANNER
WRENCH NEEDED!**

**ROTATE
& PUSH**



High application coverage

6 different heads



Straight models
Short / Medium / Long

Angled models
120° / 90°

**Matching welded
surfaces**

Grinding

Deburring

Chamfering

Polishing



Angle Grinders



CP75 SERIES

Wheel capacity 4"/ 4,5"/ 5"

POWERFUL AND DURABLE

For operators working in a variety of applications such as sanding with flap discs, grinding, and cutting who are looking for powerful and durable tools, CP7540/45/50 Series is the angle grinder that you need.



FEATURES AND BENEFITS

- High durability thanks to its high quality bevel gears and governed motor
- High security with its robust steel keyless adjustable wheel rotative guard and its CP safety Lever
- Streamline composite handle (right or left) and composite grip for better operator comfort
- Rear exhaust (exhaust hose included)
- 360° swivel air inlet

See accessories page 70

MODEL	PART NUMBER	FREE SPEED	POWER	MAX WHEEL CAPACITY		SPINDLE THREAD	AIR CONS. @LOAD		NET WEIGHT		LENGTH		VIBRATION LEVEL ISO 28927 (M/S ²)		SOUND PRESS.	SOUND POWER	AIR INLET	
		rpm	hp	W	in.	mm	in.	cfm	l/s	lb	kg	in.	mm	a	k	ISO 15744 - dB(A)	in.	
CP7540-C	8941075401	12,000	1.13	840	4	100	3/8-24 UNF	40	18	3.53	1.6	10.63	270	6.5	3	85	96	1/4
CP7545-C	8941075451	12,000	1.13	840	4-1/2	115	3/8-24 UNF	40	18	3.53	1.6	10.63	270	7	2.1	85	96	1/4
CP7545-B	8941075452	12,000	1.13	840	4-1/2	115	5/8-11 UNC	40	18	3.53	1.6	10.63	270	7	2.1	85	96	1/4
CP7550-C	8941075501	12,000	1.13	840	5	125	3/8-24 UNF	40	18	3.53	1.6	10.63	270	7	2.1	85	96	1/4
CP7550-B	8941075502	12,000	1.13	840	5	125	5/8-11 UNC	40	18	3.53	1.6	10.63	270	7	2.1	85	96	1/4
CP7550-A	8941075503	12,000	1.13	840	5	125	M14x2	40	18	3.53	1.6	10.63	270	7	2.1	85	96	1/4

All models: Hose int. 3/8" (10mm) - @90 PSI (@6.3 Bar)

Listed specifications are for reference only. Please check documents in each tool.



Angle Grinders

0.2 hp (150 W) Angle Wheel Grinders 2"

22,000 RPM

2"
(50 mm)
wheel capacity



CP7500D

COMPACT CUTTING & GRINDING

FEATURES AND BENEFITS

- Rubber handle grip & side exhaust for better operator comfort
- Lock off safety lever & full 180° protective guard for better security
- High versatility angle grinder, designed for grinding and cutting
- Cut-off tool adapter included

CP7500DK

See details on page 69



See accessories page 70

MODEL	PART NUMBER	FREE SPEED		POWER			MAX WHEEL CAPACITY		SPINDLE THREAD		AIR CONS. @LOAD		NET WEIGHT		LENGTH		VIBRATION LEVEL ISO 28927 (M/S2)		SOUND PRESS.	SOUND POWER	AIR INLET
		rpm	hp	W	in.	mm	in.	cfm	l/s	lb	kg	in.	mm	a	k	ISO 15744 - dB(A)	in.				
CP7500D	8941075001	22,000	0.2	150	2	50	3/8-24 UNF	8	3.8	1.3	0.59	5.51	140	19.9	6.7	81	92	1/4			

All models: Hose int. 3/8" (10mm) - @90 PSI (@6.3 Bar)

Listed specifications are for reference only. Please check documents in each tool.

<0.8 hp (600 W) Angle Wheel Grinders 4" to 5"

12,000 RPM



12,000 RPM



12,000 RPM



CP9120CR



CP9122BR



CP9121BR

LIGHTWEIGHT AND EASY HANDLING

FEATURES AND BENEFITS

- Helical bevel gear design & aluminum alloy housing for high durability
- Keyless adjustable protective guard for better security
- Ergonomic side handle

also available page 111

CP9120CRN

Same features as CP9120CR with 3/8"-24 thread, 4" wheel for North America market only

CP9122CR

Same features as CP9122BR with 3/8" - 24 spindle thread

CP9121CR

Same features as CP9121BR with 3/8" - 24 spindle thread

CP9121AR

Same features as CP9121BR with M14 spindle thread - Not for ANSI

See accessories page 70

MODEL	PART NUMBER	FREE SPEED	POWER	MAX WHEEL CAPACITY	SPINDLE THREAD	AIR CONS. @LOAD	NET WEIGHT	LENGTH	VIBRATION LEVEL ISO 28927 (M/S2)	SOUND PRESS.	SOUND POWER	AIR INLET						
		rpm	hp	in.	mm	in.	cfm	l/s	lb	kg	in.	mm	a	k	ISO 15744 - dB(A)	in.		
CP9120CR	6151952120	12,000	0.8	600	4	100	3/8-24 UNF	23	11	4.19	1.9	9.17	233	5.3	1.6	84	95	1/4
CP9120CRN	8941091200	12,000	0.8	600	4	100	3/8-24 UNF	23	11	4.19	1.9	9.17	233	5.3	1.6	84	95	1/4
CP9121CR	6151952121	12,000	0.8	600	5	125	3/8-24 UNF	25	12	4.63	2.1	9.45	240	11.2	3.4	84	95	1/4
CP9122CR	6151952122	12,000	0.8	600	4-1/2	115	3/8-24 UNF	29	14	4.19	1.9	9.17	233	5.4	1	84	95	1/4
CP9121BR	6151957221	12,000	0.8	600	5	125	5/8-11 UNC	27	13	4.63	2.1	9.45	240	8.6	4.6	84	95	1/4
CP9122BR	6151957222	12,000	0.8	600	4-1/2	115	5/8-11 UNC	29	14	4.19	1.9	9.17	233	8.6	4.6	84	95	1/4
CP9121AR	6151957321	12,000	0.8	600	5	125	M14x2	27	13	4.63	2.1	9.45	240	6.7	2.2	84	95	1/4

All models: Hose int. 3/8" (10mm) - @90 PSI (@6.3 Bar)

Listed specifications are for reference only. Please check documents in each tool.

Angle Grinders & Cut Off Tool

<1.14 hp (850 W) Angle Wheel Grinders 7"

7,500 RPM



CP9123

ROBUST CONSTRUCTION

FEATURES AND BENEFITS

- 7" (180 mm) angle grinder with 5/8"-11 spindle thread
- Aluminum alloy housing for high durability
- Great operator comfort with its rubber handle grip

also available page 111

See accessories page 70

MODEL	PART NUMBER	FREE SPEED		POWER			MAX WHEEL CAPACITY		SPINDLE THREAD		AIR CONS. @LOAD		NET WEIGHT		LENGTH		VIBRATION LEVEL ISO 28927 (M/S2)		SOUND PRESS.	SOUND POWER	AIR INLET
		rpm	hp	W	in.	mm	in.	cfm	l/s	lb	kg	in.	mm	a	k	ISO 15744 - dB(A)	in.				
CP9123	6151959123	7,500	1.14	850	7	180	5/8-11 UNC	24	11	7.5	3.4	13.39	340	4.3	1.3	93	104	3/8			

All models: Hose int. 3/8" (10mm) - @90 PSI (@6.3 Bar)

Listed specifications are for reference only. Please check documents in each tool.

Grinders accessories

Kits



CP9104Q Kit

Part No. 6151950104

Kit includes:

- (1) CP9104Q Pencil grinder
- (5) Mounted points 3mm
- (5) Carbide burrs 3mm
- (1) 1/8" and 3mm collets
- (1) 2.4mm collet



CP7411K

Part no: 8941074111

Kit includes:

- (1) CP7411 (with 6mm collet)
- (1) 1/4" collet
- (1) Spanner
- (5) 6mm mounted points
- (5) 3mm mounted points



CP7500D Kit

Part No. 8941075002

Kit includes:

- (1) 2" (51mm) Angle Grinder / Cut-off Tool
- (3) 2" (51mm) grinding wheel 60 Grit
- (3) 2" (51mm) grinding wheel 80 Grit
- (3) 2" (51mm) grinding wheel 120 Grit
- (5) 2" (51mm) cutting wheel
- (1) Pin wrench
- (1) Spanner
- (1) Protective glasses



CP872K

Part no: T024293

Kit includes:

- (1) Hose whip Effimax M1/4 NPT 3/8 10mm 0,6m
- Overhose-exhaust 18"



CP875 Kit

Part No. 8941108751

Kit includes:

- (1) CP875 Grinder
- (1) 2" (51mm) backing pad
- (1) 2" (51mm) backing pad
- (2) 2" (51mm) coarse surface prep pad
- (2) 2" (51mm) medium surface prep pad
- (2) 2" (51mm) fine surface prep pad
- (2) 2" (51mm) 50 grit sanding disc
- (2) 2" (51mm) 36 grit sanding disc
- (2) 2" (51mm) 24 grit sanding disc

Grinders accessories

CARBIDE BURR

SPEED GUIDE

Recommended Operating speeds. All rpm rating in the table below are listed as thousand

BURR HEAD DIAMETER	MAX OPERATING SPEED	ALUMINUM, PLASTIC		BRASS, COPPER, CAST IRON, BRONZE		UNHARDENED STEEL		HARDENED STEEL, STAINLESS STEEL, NIMONIC ALLOYS	
		Speed Range	Recomm. Start Point	Speed Range	Recomm. Start Point	Speed Range	Recomm. Start Point	Speed Range	Recomm. Start Point
3 mm (1/8")	100	60-80	65	45-80	65	60-80	80	60-80	80
6 mm (1/4")	65	15-60	40	22-60	45	45-60	50	30-45	40
10 mm (3/8")	55	10-50	25	15-40	30	30-40	30	19-30	25
12 mm (1/2")	35	7-30	20	11-30	25	22-30	25	15-22	20
16 mm (5/8")	25	6-20	15	9-20	20	18-20	20	12-18	15
20 mm (3/4")	20	5-21	10	8-17	12	15-17	15	10-15	10
25 mm (1")	15	4-13	8	6-13	10	10-13	10	7-11	8

Recommended speeds are based on standard shank length of 45 mm / (1-3/4") max overhang of 10 mm (3/8")

Maximum recommended operating speeds for extended length shanks is 15,000 rpm

CP offers a wide range of products that will cover virtually every application on industry.

CP OFFERS THREE DIFFERENT TYPES OF CUT



DOUBLE CUT

The most common on the market, to be used on hard metal application



FOUNDRY CUT

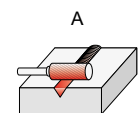
When high performance and durability is a must, to be used on hard metal application



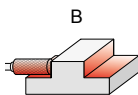
ALUMINUM CUT

To be used on all soft metals

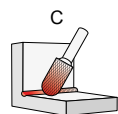
BURR SHAPES



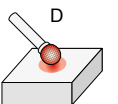
Cylinder w/o endcut



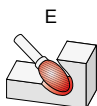
Cylinder with endcut



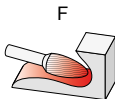
Ball nosed cylinder



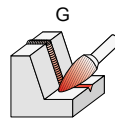
Ball



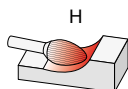
Oval



Ball nosed tree



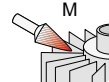
Pointed Tree



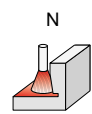
Flame



Ball nose cone



Cone



Inverted Cone

Grinders accessories

CARBIDE BURR KITS

DOUBLE CUT



1/8" Ø SHANK

Part No. 8940172240

Kit includes:

- 10 pieces
- 1/8" head for imperial shapes: A, B, C, D, E, F, G, L, M, N



3mm Ø SHANK

Part No. 8940171785

Kit includes:

- 10 pieces
- 3mm head for metric shapes: A, B, C, D, E, F, G, L, M, N



1/4" Ø SHANK

Part No. 8940172242

Kit includes:

- 5 pieces
- 3/8" head; shapes: B, C.
- 1/2" head; shapes: C, F, L



6mm Ø SHANK

Part No. 8940171787

Kit includes:

- 5 pieces
- 10mm head; shapes: B, C.
- 12mm head; shapes: C, F, L

POWER CUT



1/4" Ø SHANK

Part No. 8940172241

Kit includes:

- 5 pieces
- 1/2" head for imperial shapes: B, C, F, G, L



6mm Ø SHANK

Part No. 8940171786

Kit includes:

- 5 pieces
- 10mm head; shapes: B, C.
- 12mm head; shapes: C, F, L



1/4" Ø SHANK

Part No. 8940172243

Kit includes:

- 5 pieces
- 3/8" head; shapes: B, C.
- 1/2" head; shapes: C, F, L



6mm Ø SHANK

Part No. 8940171788

Kit includes:

- 5 pieces
- 10mm head; shapes: B, C.
- 12mm head; shapes: C, F, L

ACCESSORIES INCLUDED

FOR CP7500D/CP7500DK



ACCESSORY'S DESCRIPTION	MAX SPEED	ACCESSORY'S PART NUMBER
2" Grinding Wheel 60 Grit (5 pcs)	20,000	8940162768
2" Grinding Wheel 80 Grit (5 pcs)	20,000	8940162769
2" Grinding Wheel 120 Grit (5 pcs)	20,000	8940162770
2" Cutting Wheel (5 pcs)	20,000	8940164490
Spanner		8940162759
Nut		8940162765

COLLET*



TOOL'S MODEL	COLLET CAPACITY	COLLET'S PART NUMBER
CP7405/CP7406/CP7408/CP7410	3mm	2050484292
CP9104Q	3mm	2050486503
CP875/CP876/CP7405/CP7406/CP7408/CP7410	6mm	C139289
CP875/CP876	1/8"	2050516623
CP9104Q	1/8"	2050507873
CP7405/CP7406/CP7408/CP7410	1/4"	2050484293
CP875/CP876	1/4"	C138727

* COLLET GRINDER ACCESSORIES aluminum

Oxide Mounted Points are available in red grades. Red grades are suitable for grinding high tensile materials such as ordinary and alloy steels, high speed steel and annealed malleable iron.

RECOMMENDED ACCESSORIES

EXHAUST HOSE



TOOL'S MODEL	ACCESSORY'S DESCRIPTION	ACCESSORY'S PART NUMBER
CP872	DUS 35 DUPLEX HOSE SYSTEM 1/4" BSP	8955000015
CP7540-CN/-C, CP7545-C-B, CP7550-C-B/-A	Hose kit	8940174834
CP9120CRN	Rear exhaust hose	2050516493

ADAPTOR



TOOL'S MODEL	ACCESSORY'S DESCRIPTION	ACCESSORY'S PART NUMBER
CP872	DUS 35 DUPLEX HOSE SYSTEM 1/4" BSP	8955000015
CP7540-CN/-C, CP7545-C-B, CP7550-C-B/-A	Hose kit	8940174834
CP9120CRN	Rear exhaust hose	2050516493

Grinders accessories

GUARD - FLANGE 1& FLANGE NUT - SPANNER 1 KEY

TOOL'S MODEL	SPARE'S PART NUMBER	ACCESSORY'S PART NUMBER
CP9122BR/CR	4-1/2"(114mm) Disc Guard	2050534023
	Flange for 3/8" - 24UNF	2050533943
	Flange for 5/8" - 11UNF	6155031600
	Flange Nut for 3/8" - 24UNF	2050533973
	Flange Nut for 5/8" - 11UNF	6155020780
	Spanner	2050534033
	Pin wrench	2050486673
CP9121AR/BR/CR	Side Handle	2050524063
	5" (125mm) Dics guard	2050534013
	Flange for M14x2	6155031590
	Flange for 3/8" - 24UNF	2050533943
	Flange for 5/8" - 11UNF	6155031600
	Flange Nut for M14x2	6155020770
	Flange Nut for 3/8" - 24UNF	2050533973
	Flange Nut for 5/8" - 11UNF	6155020780
	Spanner	2050534033
	Pin wrench	2050486673
CP9123	Side Handle	2050524063
	Complete Sanding Kit Ø 125mm pad (thread 3/8"x24UNF)	2050498533
	Disc Guard	2050500973
	Flange	2050500963
	Flange Nut	2050500983
	Spanner	2050501193
CP7540-CN	Hex Key spanner	2050501213
CP7540-C	Flange Kit	8940173435
CP7545-C, CP7550-C	Flange Kit	8940173436
CP7545-C, CP7550-C	Flange Kit	8940173437
CP7550-A	Flange Kit	8950251317
CP7545-B, CP7550-B	Flange Kit	8940173438
CP9120CRN	Rear Flange (3/8"-24)	2050556483
	Front Flange nut (3/8"-24)	2050556493
	Flange nut (3/8"-24)	2050556513

SANDERS



Sanders & Polishers

Random Orbital Sanders - Pad ø 3" (75 mm)

Orbit Size



CP7225-3

POWERFUL & COMFORTABLE

FEATURES AND BENEFITS

- Operator comfort with ergonomic palm shape in soft grip for perfect control
- 2 sponges (yellow = Hard / white = soft) or 1 polishing foam
- Powerful motor 0.29 hp (210 W) for vertical and horizontal applications
- 3"(75 mm) / 6"(150 mm) random orbital with palm sander with 3/32"(2.5mm) orbit for final sanding, finishing & pre-polishing


CP7225E-3

Same features as CP7225-3 in Hook&Loop (H&L) pad

CP7225CVE-3

Same features as CP7225-3 with central vacuum dust extraction (CV) model in Hook&Loop (H&L) pad

Orbit Size



CP7255E-3

POWERFUL & COMFORTABLE

FEATURES AND BENEFITS

- Operator comfort with ergonomic palm shape in soft grip for perfect control
- Productivity increased with low vibration level and low noise level
- Powerful motor 0.3 hp (210 W) for vertical and horizontal applications
- 3"(75 mm) / 6"(150 mm) random orbital with palm sander, 3/16" (5mm) orbit for surface preparation from body filler to paint primer

CP7255CVE-3

Same features as CP7255E-3 with central vacuum dust extraction (CV)



Eco change motor

See accessories page 85

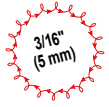
MODEL	PART NUMBER	FREE SPEED	ORBITAL SIZE		POWER		PAD SIZE		PAD TYPE	VAC	SPINDLE THREAD	AIR CONS. AT FREE SPEED		AIR CONS. @LOAD		NET WEIGHT		VIBRATION LEVEL ISO 28927 (M/S2)		SOUND PRESS.	SOUND POWER	AIR INLET
		rpm	in.	mm	hp	W	in.	mm				in.	cfm	l/s	cfm	l/s	lb	kg	a	k	ISO 15744 - dB(A)	in.
CP7225-3	8941072257	12,000	3/32	2.5	0.28	210	3	75	PSA	Non vacuum	5/16-24 UNF	10	5	16	7.8	1.39	0.63	2.5	1.3	76	87	1/4
CP7225E-3	8941272257	12,000	3/32	2.5	0.28	210	3	75	H&L	Non vacuum	5/16-24 UNF	10	5	16	7.8	1.39	0.63	2.5	1.3	76	87	1/4
CP7225CVE-3	8941272258	12,000	3/32	2.5	0.28	210	3	75	H&L	Central vacuum	5/16-24 UNF	10	5	16	7.8	1.46	0.66	2.5	1.3	76	87	1/4
CP7255E-3	8941272557	12,000	3/16	5	0.28	210	3	75	H&L	Non vacuum	5/16-24 UNF	10	5	16	7.8	1.39	0.63	4.4	1.5	76	87	1/4
CP7255CVE-3	8941272558	12,000	3/16	5	0.28	210	3	75	H&L	Central vacuum	5/16-24 UNF	10	5	16	7.8	1.46	0.66	4.4	1.5	76	87	1/4

All models: Hose int. 3/8" (10mm) - @90 PSI (@6.3 Bar)

Listed specifications are for reference only. Please check documents in each tool.

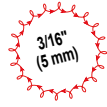
Random Orbital Sanders - Pad ø 5" (125 mm)

Orbit Size



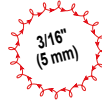
CP3510

Orbit Size



CP3512

Orbit Size



CP3514

ERGONOMIC & POWERFUL

FEATURES AND BENEFITS

- Operator comfort with ergonomic palm shape in soft grip for perfect control
- Productivity increased with low vibration level and low noise level
- Powerful motor 0.3 hp (210 W) for vertical and horizontal applications
- 5" (125 mm) random orbital with palm sander with 3/16" (5mm) orbit for surface preparation from body filler to paint primer

CP3511

Same features as CP3510 in PSA pad



Eco change motor

See accessories page 85

MODEL	PART NUMBER	FREE SPEED	ORBITAL SIZE		POWER		PAD SIZE		PAD TYPE	VAC	SPINDLE THREAD	AIR CONS. AT FREE SPEED		AIR CONS. @LOAD		NET WEIGHT		VIBRATION LEVEL ISO 28927 (M/S ²)		SOUND PRESS.	SOUND POWER	AIR INLET
		rpm	in.	mm	hp	W	in.	mm				in.	cfm	l/s	cfm	l/s	lb	kg	a	k	ISO 15744 - dB(A)	in.
CP3510	6151933510	12,000	3/16	5	0.28	210	5	125	H&L	Non vacuum	5/16-24 UNF	19	9.2	16	7.6	1.63	0.74	3	1.3	81	88.6	1/4
CP3511	6151933511	12,000	3/16	5	0.28	210	5	125	PSA	Non vacuum	5/16-24 UNF	19	9.2	16	7.6	1.63	0.74	3	1.3	81	92.6	1/4
CP3512	6151933512	12,000	3/16	5	0.28	210	5	125	H&L	Self vacuum	5/16-24 UNF	19	9.2	16	7.6	1.72	0.78	3	1.3	81	90.8	1/4
CP3514	6151933514	12,000	3/16	5	0.28	210	5	125	H&L	Central vacuum	5/16-24 UNF	19	9.2	16	7.6	1.74	0.79	3	1.3	81	87.2	1/4

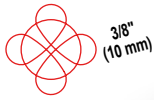
All models: Hose int. 3/8" (10mm) - @90 PSI (@6.3 Bar)

Listed specifications are for reference only. Please check documents in each tool.

Sanders & Polishers

Random Orbital Sanders - Pad ø 6" (150 mm)

Orbit Size



CP7215

POWERFUL & COMFORTABLE FOR SANDING APPLICATIONS

FEATURES AND BENEFITS

- Operator comfort with ergonomic palm shape in soft grip for perfect control
- 1 polishing cream (250ml) compatible with all headlights composite and paints
- Powerful motor 0.29 hp (210 W) for vertical and horizontal applications

Orbit Size



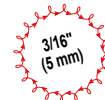
CP7225SVE

POWERFUL & COMFORTABLE

FEATURES AND BENEFITS

- Operator comfort with ergonomic palm shape in soft grip for perfect control
- 2 sponges (yellow = Hard / white = soft) or 1 polishing foam
- Powerful motor 0.29 hp (210 W) for vertical and horizontal applications
- 3" (75 mm) / 6" (150 mm) random orbital with palm sander with 3/32" (2.5mm) orbit for final sanding, finishing & pre-polishing

Orbit Size



CP7255CVE



Eco change motor

CP72..E

Same features as CP7215/25/55 in Hook&Loop (H&L) pads

CP72..SVE

Same features as CP7215/25/55 with self vacuum (SV) model in Hook&Loop (H&L) pad

CP72..CV & CVE

Same features as CP7215/25/55 with central vacuum dust extraction (CV) model in PSA & Hook&Loop (H&L) pad

See accessories page 85


	MODEL	PART NUMBER	FREE SPEED	ORBITAL SIZE		POWER	PAD SIZE		PAD TYPE	VAC	SPINDLE THREAD	AIR CONS. AT FREE SPEED		AIR CONS. @LOAD		NET WEIGHT		VIBRATION LEVEL ISO 28827 (M/S2)		SOUND PRESS.	SOUND POWER	AIR INLET	
				rpm	in.		mm	hp				W	in.	mm	cfm	l/s	cfm	l/s	lb	kg	a	k	ISO 15744 - dB(A)
ORBITAL Ø 3/8" (10 mm)	CP7215	8941072151	12,000	3/8	10	0.28	210	6	150	PSA	Non vacuum	5/16-24 UNF	17	8	16	7.6	1.74	0.79	8.5	2.9	81	92	1/4
	CP7215E	8941272151	12,000	3/8	10	0.28	210	6	150	H&L	Non vacuum	5/16-24 UNF	17	8	16	7.6	1.74	0.79	5.7	1.8	81	87	1/4
	CP7215SVE	8941272152	12,000	3/8	10	0.28	210	6	150	H&L	Self vacuum	5/16-24 UNF	17	8	16	7.6	1.81	0.82	5.7	1.8	81	92	1/4
	CP7215CVE	8941272153	12,000	3/8	10	0.28	210	6	150	H&L	Central vacuum	5/16-24 UNF	17	8	16	7.6	1.83	0.83	5.7	1.8	81	92	1/4
ORBITAL Ø 3/32" (2.5 mm)	CP7255	8941072551	12,000	3/16	5	0.28	210	6	150	PSA	Non vacuum	5/16-24 UNF	17	8	16	7.6	1.74	0.79	8.2	2.3	81	92	1/4
	CP7255E	8941272551	12,000	3/16	5	0.28	210	6	150	H&L	Non vacuum	5/16-24 UNF	17	8	16	7.6	1.74	0.79	5.1	1.8	81	92	1/4
	CP7255CV	8941072553	12,000	3/16	5	0.28	210	6	150	PSA	Central vacuum	5/16-24 UNF	17	8	16	7.6	1.83	0.83	8.2	2.3	81	92	1/4
	CP7255CVE	8941272553	12,000	3/16	5	0.28	210	6	150	H&L	Central vacuum	5/16-24 UNF	17	8	16	7.6	1.83	0.83	5.1	1.8	81	92	1/4
	CP7255SV	8941072552	12,000	3/16	5	0.28	210	6	150	PSA	Self vacuum	5/16-24 UNF	17	8	16	7.6	1.81	0.82	8.2	2.3	81	92	1/4
	CP7255SVE	8941272552	12,000	3/16	5	0.28	210	6	150	H&L	Self vacuum	5/16-24 UNF	17	8	16	7.6	1.81	0.82	5.1	1.8	81	92	1/4
ORBITAL Ø 3/16" (5 mm)	CP7225	8941072251	12,000	3/32	2.5	0.28	210	6	150	PSA	Non vacuum	5/16-24 UNF	17	8	16	7.6	1.74	0.79	7.7	3.2	81	92	1/4
	CP7225CV	8941072253	12,000	3/32	2.5	0.28	210	6	150	PSA	Central vacuum	5/16-24 UNF	17	8	16	7.6	1.83	0.83	7.7	3.2	81	92	1/4
	CP7225E	8941272251	12,000	3/32	2.5	0.28	210	6	150	H&L	Non vacuum	5/16-24 UNF	17	8	16	7.6	1.74	0.79	3.7	2.1	81	92	1/4
	CP7225SVE	8941272252	12,000	3/32	2.5	0.28	210	6	150	H&L	Self vacuum	5/16-24 UNF	17	8	16	7.6	1.81	0.82	3.7	2.1	81	92	1/4
	CP7225CVE	8941272253	12,000	3/32	2.5	0.28	210	6	150	H&L	Central vacuum	5/16-24 UNF	17	8	16	7.6	1.83	0.83	3.7	2.1	81	92	1/4

All models: Hose int. 3/8" (10mm) - @90 PSI (@6.3 Bar)

Listed specifications are for reference only. Please check documents in each tool.

2 hand Random Orbital Sanders - Pad 6" (150 mm)

Orbit Size



CP7255H

POWERFUL & COMFORTABLE

FEATURES AND BENEFITS

- Operator comfort with ergonomic palm shape in soft grip for perfect control
- Productivity increased with low vibration level and low noise level
- Powerful motor 0.3 hp (210 W) for vertical and horizontal applications
- 3" (75 mm) / 6" (150 mm) random orbital with palm sander, 3/16" (5mm) orbit for surface preparation from body filler to paint primer

CP7255HCVE

Same features as CP7255H with central vacuum dust extraction (CV) model in Hook&Loop (H&L) pad

Orbit Size



CP7215H

POWERFUL & COMFORTABLE FOR SANDING APPLICATIONS

FEATURES AND BENEFITS

- Operator comfort with ergonomic palm shape in soft grip for perfect control
- 1 polishing cream (250ml) compatible with all headlights composite and paints
- Powerful motor 0.29 hp (210 W) for vertical and horizontal applications



Eco change motor

CP7215HCVE

Same features as CP7215H with central vacuum dust extraction (CV) model in Hook&Loop (H&L) pad

Orbit Size



CP870

DUAL ACTION SANDER

FEATURES AND BENEFITS

- General-duty sander with rotary or random orbital options
- Insulated grip and lock off throttle to prevent accidental start ups
- Power regulator for precise control
- PSA sanding pad



CP870

See accessories page 85

ORBITAL	MODEL	PART NUMBER	FREE SPEED	ORBITAL SIZE		POWER		PAD SIZE		PAD TYPE	VAC	SPINDLE THREAD	AIR CONS. AT FREE SPEED		AIR CONS. @LOAD		NET WEIGHT		VIBRATION LEVEL ISO 28927 (M/S2)		SOUND PRESS. POWER INLET		
				rpm	in.	mm	hp	W	in.				mm	in.	cfm	l/s	cfm	l/s	lb	kg	a	k	ISO 15744 - dB(A)
Ø 3/16" (5 mm)	CP7255H	8941072554	11,000	3/16	5	0.28	210	6	150	PSA	Non vacuum	5/16-24 UNF	17	8	18	8.5	1.94	0.88	5.4	2.4	81	92	1/4
	CP7255HCVE	8941272555	11,000	3/16	5	0.28	210	6	150	H&L	Central vacuum	5/16-24 UNF	17	8	18	8.5	1.94	0.88	3.1	5.2	83	94	1/4
Ø 3/8" (10 mm)	CP7215HCVE	8941272155	11,000	3/8	10	0.28	210	6	150	H&L	Central vacuum	5/8-24 UNF	17	8	18	8.5	2.03	0.92	4.4	2.8	86	97	1/4
	CP870	T023990	10,000	3/8	10	-	-	6	150	PSA	Non vacuum	5/8-24 UNF	18	8.5	16	7.6	4.25	1.93	13.6	4.3	83	94	1/4

All models: Hose int. 3/8" (10mm) - @90 PSI (@6.3 Bar)

Listed specifications are for reference only. Please check documents in each tool.

Sanders

Pad 3" (75 mm) - Jitterbug Sanders



CP7263E



CP7264E



CP7266E

ERGONOMIC & POWERFUL

FEATURES AND BENEFITS

- Operator comfort with ergonomic palm shape in soft grip for perfect control
- Productivity increased with low vibration level and low noise level
- Powerful motor 0.3 hp (210 W) for vertical and horizontal applications
- Rectangle, delta random orbital with palm sander with 3/32"(2.5mm) orbit for surface preparation from body filler to paint primer



Eco change motor

CP7263CVE

Same features as CP7263E with central vacuum dust extraction (CV) model in Hook&Loop (H&L) pad

CP7264CVE

Same features as CP7264E with central vacuum dust extraction (CV) model in Hook&Loop (H&L) pad

CP7266CVE

Same features as CP7266E with central vacuum dust extraction (CV) model in Hook&Loop (H&L) pad

See accessories page 85

MODEL	PART NUMBER	FREE SPEED		ORBITAL SIZE		POWER		PAD SIZE		PAD TYPE	VAC	AIR CONS. AT FREE SPEED		AIR CONS. @LOAD		NET WEIGHT		VIBRATION LEVEL ISO 28927 (M/S2)		SOUND PRESS.	SOUND POWER	AIR INLET
		rpm	in.	mm	hp	W	in.	mm	cfm			l/s	cfm	l/s	lb	kg	a	k	ISO 15744 - dB(A)	in.		
CP7264E	8941072640	10,000	3/32	2.5	0.28	210	2-3/4x7-3/4	70x198	H&L	Non vacuum	18	8.5	18	8.5	1.54	0.7	9.2	3.4	78	89	1/4	
CP7263E	8941072650	10,000	3/32	2.5	0.28	210	3x4-1/4	74x109	H&L	Non vacuum	18	8.5	18	8.5	1.39	0.63	9.4	3	78	89	1/4	
CP7266E	8941072660	10,000	3/32	2.5	0.28	210	3-1/4x5	80x130	H&L	Non vacuum	18	8.5	18	8.5	1.46	0.66	7.3	2.9	78	89	1/4	
CP7264CVE	8941172640	10,000	3/32	2.5	0.28	210	2-3/4x7-3/4	70x198	H&L	Central vacuum	18	8.5	18	8.5	1.65	0.75	7.2	2.1	78	89	1/4	
CP7263CVE	8941172650	10,000	3/32	2.5	0.28	210	3x4-1/4	74x109	H&L	Central vacuum	18	8.5	18	8.5	1.5	0.68	8.9	2.1	78	89	1/4	
CP7266CVE	8941172660	10,000	3/32	2.5	0.28	210	3-1/4x5	80x130	H&L	Central vacuum	18	8.5	18	8.5	1.57	0.71	7.7	2.8	78	89	1/4	

All models: Hose int. 3/8" (10mm) - @90 PSI (@6.3 Bar)

Listed specifications are for reference only. Please check documents in each tool.

0.28 hp (210 W) - Jitterbug Sanders



CP7267E

ERGONOMIC & POWERFUL

FEATURES AND BENEFITS

- Operator comfort with ergonomic palm shape in soft grip for perfect control
- Productivity increased with low vibration level and low noise level
- Powerful motor 0.3 hp (210 W) for vertical and horizontal applications
- Rectangle, delta random orbital with palm sander with 3/32"(2.5mm) orbit for surface preparation from body filler to paint primer



Eco change motor

CP7267CVE

Same features as CP7267E with central vacuum dust extraction (CV) model in Hook&Loop (H&L) pad

See accessories page 85

MODEL	PART NUMBER	FREE SPEED		ORBITAL SIZE		POWER		PAD SIZE		PAD TYPE	VAC	AIR CONS. AT FREE SPEED		AIR CONS. @LOAD		NET WEIGHT		VIBRATION LEVEL ISO 28927 (M/S ²)		SOUND PRESS.	SOUND POWER	AIR INLET
		rpm	in.	mm	hp	W	in.	mm	cfm			l/s	cfm	l/s	lb	kg	a	k	ISO 15744 - dB(A)	in.		
CP7267E	8941072670	10,000	3/32	2.5	0.28	210	3-7/8x5-5/8	100x144	H&L	Non vacuum	18	8.5	18	8.5	1.46	0.66	9.6	3.2	78	89	1/4	
CP7267CVE	8941172670	10,000	3/32	2.5	0.28	210	3-7/8x5-5/8	100x144	H&L	Central vacuum	18	8.5	18	8.5	1.57	0.71	9	3.7	78	89	1/4	

All models: Hose int. 3/8" (10mm) - @90 PSI (@6.3 Bar)

Listed specifications are for reference only. Please check documents in each tool.

Sanders & Polishers

Mini Size - Pad ø 5" (125 mm), Pad ø 7" (180 mm) & ø 8" (200 mm)

Orbit Size



CP9778

THE PARTNER FOR YOUR FAST AND PRECISE APPLICATIONS

FEATURES AND BENEFITS

- Standard-duty hi-speed sander with 5" (125 mm) pad
- Built-in air regulator and variable speed throttle
- Rugged, energy efficient 0.5 hp (375 W) motor



CP7265S

POWERFUL AND ERGONOMIC PALM SANDERS

FEATURES AND BENEFITS

- Operator comfort & control with soft grip, tear drop design & ergonomic palm shape
- Powerful with 0.29 hp (210 W) motor
- Shut-off and speed control switch



CP7269S

VERSATILE POLISHING

FEATURES AND BENEFITS

- Powerful motor 0.7 hp (500 W) - great productivity
- Hardened and ground spiral bevel gears
- Speed control switch for better job precision
- Delivered with 7" (178 mm) pad and with 8" (200 mm) "Flex-edge" polishing pad (only for the polisher)

CP7969P

Sames features as CP7269S, delivered with 7" (178 mm) pad and with 8" (200 mm) "flex-edge" polishing pad

See accessories page 85

MODEL	PART NUMBER	FREE SPEED	PAD SIZE		SPINDLE THREAD	AIR CONSUMPTION AT FREE SPEED		AIR CONSUMPTION AT LOAD		HEIGHT		LENGTH		NET WEIGHT		SOUND PRESSURE	SOUND POWER	AIR INLET
		rpm	in.	mm	in.	cfm	l/s	cfm	l/s	in.	mm	in.	mm	lb	kg	ISO 15744 - dB(A)		in.
CP9778	6151939778	14,000	5	125	7/16-20 UNF	21	9.9	25	12	4.7	120	11.69	297	2.2	1	90	101	1/4
CP7265S	8941008650	5,000	7	180	-	-	-	32	15	7.8	200	11.81	300	4.85	2.2	80	91	1/4
CP7269S	8941078690	5,000	7	180	5/8-16 UNF	26	12	26	12	4.3	110	12.4	315	5.07	2.3	87	95.8	1/4
CP7269P	8941078691	2,600	8	205	5/8-16 UNF	26	12	25	11	4.3	110	12.4	315	5.51	2.5	87	98	1/4

All models: Hose int. 3/8" (10mm) - @90 PSI (@6.3 Bar)

Listed specifications are for reference only. Please check documents in each tool.

Pad ø 2" (50 mm) & ø 3" (75 mm)



CP7200

SMART SANDING REPAIR

FEATURES AND BENEFITS

- Mini pistol random orbital sander with 2" (50 mm) and 3" (75 mm) H&L pads
- Rubber molded pistol grip to maximize operator control and create less fatigue
- Adjustable power regulator and progressive throttle for easier job
- Excellent for small area repair



CP7201

SMART POLISHING REPAIR

FEATURES AND BENEFITS

- Mini pistol polisher with 3" (75 mm) H&L pads
- Rubber molded pistol grip to maximize operator control and create less fatigue
- Adjustable power regulator and progressive throttle for easier job
- Excellent for small area repair



CP7202

COMPACT FOR YOUR HARD TO REACH AREAS

FEATURES AND BENEFITS

- Mini pistol disc sander with 3" (75 mm) with Roloc pad
- Rubber molded pistol grip and 2-fingered throttle to maximize operator control and to improve ergonomics
- Excellent for small area repair due to its short length and lightweight
- Adjustable power regulator for more precise job

CP7200S kit

See details on 85



CP7201P kit

See details on page 85



CP7202D kit

See details on page 85



See accessories page 85

MODEL	PART NUMBER	FREE SPEED	PAD SIZE		SPINDLE THREAD	AIR CONSUMPTION AT FREE SPEED		AIR CONSUMPTION AT LOAD		HEIGHT		LENGTH		NET WEIGHT		SOUND PRESSURE	SOUND POWER	AIR INLET
		rpm	in.	mm	in.	cfm	l/s	cfm	l/s	in.	mm	in.	mm	lb	kg	ISO 15744 - dB(A)	in.	
CP7200	8941072001	15,000	2 and 3	50,75	1/4-20 UNC	21	9.9	21	9.9	5.7	145	4.61	117	1.5	0.68	86.2	97.2	1/4
CP7201	8941072014	2,500	3	75	1/4-20 UNC	-	-	18	8.5	5.7	145	4.8	124	2.2	1	88	99	1/4
CP7202	8941072021	15,000	3	75	1/4-20 UNC	21	9.9	21	9.9	5.7	145	4	102	1.5	0.68	84.8	95.8	1/4

All models: Hose int. 3/8" (10mm) - @90 PSI (@6.3 Bar)

Listed specifications are for reference only. Please check documents in each tool.

Sanders

<0.51 hp (380 W) Belt Sanders / Inline Sanders



CP9779

FLEXIBLE & EASY HANDLING

FEATURES AND BENEFITS

- Rubber molded grip, handle exhaust and swivel air inlet for better operator comfort
- Quick change belt replacement for easier maintenance
- Adjustable sanding arm



CP7268

IN-LINE SANDING

FEATURES AND BENEFITS

- Heavy-duty dual piston straight line air sander for fast material removal, body smoothing, and for large surfaces
- Easy comfort trigger and handle
- 1" (25mm) stroke



CP9779



CP9780

Same features than CP9779 with belt sander @ 20 x 520 mm (3/4" x 20.4")

See accessories page 85

MODEL	PART NUMBER	FREE SPEED		POWER	BELT CAPACITY		AIR CONS. AT FREE SPEED		AIR CONS. @LOAD		NET WEIGHT		LENGTH		VIBRATION LEVEL ISO 28927 (M/S2)		SOUND PRESS.	SOUND POWER	AIR INLET
		rpm	hp		W	in.	mm	cfm	l/s	cfm	l/s	lb	kg	in.	mm	a	k	ISO 15744 - dB(A)	in.
CP9779	6151939779	22,000	0.35	260	3/8x13	10x330	13	6.3	59	28	1.98	0.9	11.97	304	<2.5	NA	90.5	101.5	1/4
CP9780	6151939780	20,000	0.51	380	3/4x20-1/2	20x520	14	6.9	63	30	3.31	1.5	14.96	380	<2.5	NA	90.5	101.5	1/4

MODEL	PART NUMBER	FREE SPEED	GRIP	PAD CAPACITY		AIR CONS. AT FREE SPEED		AIR CONS. @LOAD		NET WEIGHT		VIBRATION LEVEL ISO 28927 (M/S2)		SOUND PRESS.	SOUND POWER	AIR INLET
		rpm		in.	mm	cfm	l/s	cfm	l/s	lb	kg	a	k	ISO 15744 - dB(A)	in.	
CP7268	8941072680	5,000	Palm	2.75x17.5	70x445	14	6.6	10	5.1	6.06	2.75	22	13.5	93	104	1/4

All models: Hose int. 3/8" (10mm) - @90 PSI (@6.3 Bar)

Listed specifications are for reference only. Please check documents in each tool.

Sanders accessories



TUNE-UP KITS & MAINTENANCE KITS

TOOL'S MODEL	TUNE UP KIT	MAINTENANCE KIT
CP7215/CP7225/CP7255 series	8940163459	8940163460
CP7215/CP7225/CP7255H series	8940165875	8940163460
CP7225-3/CP7255-3	8940163459	8940163460
CP7263/CP7264/CP7266/CP7267 series	8940169233	8940163460
CP7265S	2050530943	
CP9778	2050506663	
CP9779	2050503853	
CP9780	2050503863	
CP3510/CP3511/CP3512/CP3514	8940163459	8940163460
CP7269S	8940167963	
CP7200 series	8940172128	



SANDING PADS

TOOL'S MODEL	ACCESSORY'S DESCRIPTION	ACCESSORY'S PART NUMBER
CP3510	Ø 5" (125mm) Pad H&L	8940166666
CP3511	Ø 5" (125mm) Pad PSA	8940166665
CP3512/CP3514	Ø 5" (125mm) Pad H&L with 5 holes	8940166668
CP7200S	Ø 2" (50mm) Pad H&L w/o holes	8940158334
CP7200S	Ø 3" (75mm) Pad H&L w/o holes	8940158330
CP7225/CP7255/CP7215 (H)	Ø 6" (150mm) Pad PSA w/o holes	8940163455
CP7225/CP7255/CP7215 (H)	Ø 6" (150mm) Pad H&L w/o holes	8940163456
CP7225/CP7255/CP7215 (CV/SV/CVE/SVE)	Ø 6" (150mm) Pad PSA with 6 holes	8940163457
CP7225/CP7255/CP7215 (CV/SV/CVE/SVE)	Ø 6" (150mm) Pad H&L with 6 holes	8940163458
CP7225-3/CP7255-3	Ø 3" (75mm) Pad PSA w/o holes	8940167203
CP7265S/CP7269S	Ø 6,75" (170mm) Flexible edge pad&nut	KF129587
CP870	Ø 6" (150mm) Pad PSA	CA145098
CP7263E	74X109mm NV H&L Pad Set	8940168997
CP7263CVE	74X109mm CV H&L Pad Set	8940168998
CP7264CVE	70X198mm CV H&L Pad Set	8940169002
CP7266CVE	80X130mm CV H&L Pad Set	8940169000
CP7267CVE	100X144mm CV H&L Pad Set	8940169001

SANDING PAPER FOR CP7200S



ACCESSORY'S DESCRIPTION	ACCESSORY'S PART NUMBER
Ø 2" (50mm) 320 Grit (50pc) -H&L	8940158677
Ø 2" (50mm) 400 Grit (50pc) -H&L	8940158678
Ø 2" (50mm) 600 Grit (50pc) -H&L	8940158679
Ø 3" (75mm) 400 Grit (50pc) -H&L	8940158681

ROL-LOC SURFACE PREPARATION PAD FOR CP7202D

(must be used with the rol-loc back-up pad)

ACCESSORY'S DESCRIPTION	ACCESSORY'S PART NUMBER
Ø 3" (75mm) Sanding disc 60 Grit (5pc)	8940161712
Ø 3" (75mm) Sanding disc 80 Grit (5pc)	8940161713
Ø 3" (75mm) Sanding disc 100 Grit (5pc)	8940161714
Ø 3" (75mm) Sanding disc 120 Grit (5pc)	8940161715
Ø 3" (75mm) Surface Prep Pad (fine) (5pc)	8940161716
Ø 3" (75mm) Surface Prep Pad (medium) (5pc)	8940161717
Ø 3" (75mm) Surface Prep Pad (course) (5pc)	8940161718



CP7200S Kit

Part No. 8941172001

Kit includes:

- (1) Mini random orbital sander CP7200
- (2) 2" - 50 mm and 3" - 75 mm backing pads
- (10) 2" - 50 mm 320 - 400 & 600 grit sand paper and spindle key
- (1) Carrying case



CP7201P Kit

Part No. 8941172014

Kit includes:

- (1) Mini Polisher CP7200
- (1) 3" - 75 mm backing pad
- (2) 3.5" - 90 mm foam compounding pads (white & yellow)
- (1) 3.5" - 90 mm wool buffing pad
- (1) Carrying case



CP7202D Kit

Part No. 8941172021

Kit includes:

- (1) Mini disc sander CP7202
- (1) 3" - 75 mm and backing pads
- (10) 3" - 75 mm 80, 100 and 120 grit sanding discs
- (1) 3" - 75 mm fine, medium and coarse surface preparation discs and spindle wrench
- (1) Carrying case



Sanders accessories

SANDING BELTS - SET OF 10 BELTS



TOOL'S MODEL	ACCESSORY'S DESCRIPTION	ACCESSORY'S PART NUMBER
CP9779	Belts 60 Grit, 3/8"x13" (10x330mm)	8940169003
CP9779	Belts 80 Grit, 3/8"x13" (10x330mm)	8940169004
CP9779	Belts 100 Grit, 3/8"x13" (10x330mm)	8940169005
CP9779	Belts 120 Grit, 3/8"x13" (10x330mm)	8940169006
CP9780	Belts 60 Grit, 3/4"x20,4" (20x520mm)	8940169007
CP9780	Belts 80 Grit, 3/4"x20,4" (20x520mm)	8940169008
CP9780	Belts 100 Grit, 3/4"x20,4" (20x520mm)	8940169009
CP9780	Belts 120 Grit, 3/4"x20,4" (20x520mm)	8940169010

POLISHING PADS



TOOL'S MODEL	ACCESSORY'S DESCRIPTION	ACCESSORY'S PART NUMBER
CP7201	Ø 3,5" (90mm) Wool pad H&L	CA158110
CP7201	Ø 2" (50mm) Wool pad H&L	8940158774
CP7201	Ø 3,5" (90mm) Sponge soft pad H&L	CA158108
CP7201	Ø 3,5" (90mm) Sponge hard pad H&L	CA158109
CP7201	Ø 2" (50mm) Sponge soft pad H&L	8940158772
CP7201	Ø 2" (50mm) Sponge hard pad H&L	8940158773
CP7265/CP7269	Ø 8" (200mm) Wool pad	KF125423

DUST EXTRACTION KIT FOR SELF GENERATE VACUUM



TOOL'S MODEL	ACCESSORY'S DESCRIPTION	ACCESSORY'S PART NUMBER
CP3512/CP3513, CP7225/CP7255/CP7215SV(E)	Dust extraction kit (incl. 1 dust bag and 1,8m (6") dust hose)	2050522453
CP3512/CP3513, CP7225/CP7255/ CP7215SV(E)	Dust bag set (incl. 5 dust bags)	2050523203

VACUUM HOSE ADAPTOR FOR CENTRAL VACUUM SANDERS



TOOL'S MODEL	ACCESSORY'S DESCRIPTION	ACCESSORY'S PART NUMBER
CP3514/CP3515, CP7215/CP7225/ CP7255CV(E), CP7215/CP7225/CP- 7255CVE-3, CP7215/CP7255HCVE, CP7263/CP7264/CP7266/CP7267CVE	Vacuum hose adaptor Ø 1" (25mm)/Ø 1-1/4" (32mm)	6153501170
	Vacuum hose adaptor Ø 1" (25mm)/Ø 1-1/8" (28mm)	6158044480

BACKING PAD FOR CP9778



TOOL'S MODEL	ACCESSORY'S DESCRIPTION
BACKING PAD 5-1/2"	2050485083
BACKING PAD 4-1/2"	2050485073
PLATE-BACKING 3.75	KF137215

PERCUSSIVE TOOLS



**DETERMINE
THE REQUIRED TOOL
FOR THE APPLICATION**



▶ **INLINE NEEDLE
SCALER / CHIPPING HAMMER**

Quick change 2 in 1 needle scaler and chipping hammer for less down time

▶ **PISTOL CHIPPING HAMMERS**

Pistol chipping hammers include selection of unique vibration damping body styles to improve operator comfort and minimize fatigue.

▶ **SHANKS**

- 401" (10.2 mm) round shank
- 401" (10.2 mm) hexagonal shank
- 1/2" (12.7 mm) square shank
- 498" round shank (see CP717-Classic part)

Percussive Tools

Hammer

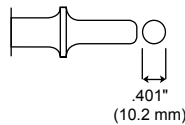


CP7110

HEAVY-DUTY HAMMER

FEATURES AND BENEFITS

- Heavy-duty pistol grip hammer
- Internal muffler minimizes exhaust sound maximizing operator's comfort
- Great control thanks to the teasing trigger for slow start-up

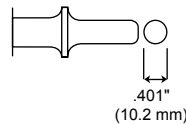


CP7111

PISTOL GRIP HAMMER

FEATURES AND BENEFITS

- Versatile and cost effective
- Fast cutting action

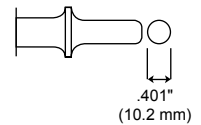


CP7150

PISTOL GRIP HAMMER

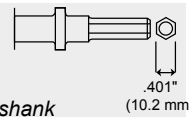
FEATURES AND BENEFITS

- Versatile and cost effective
- Fast cutting action



CP7111H

Same Features as CP7111 with hexagonal shank



CP7110 Kit

See details on page 91



CP7111HK & CP7111K

Same features as CP7111 and CP7111H plus accessories and details on page 91



CP7150K

See details on page 91




See accessories page 92

MODEL	PART NUMBER	BORE		STROKE		SHANK		BLOWS PER MINUTE	AIR CONS. @LOAD		WEIGHT		LENGTH		VIBRATION LEVEL ISO 28927 (M/S2)		SOUND PRESS.	SOUND POWER	AIR INLET	
		in.	mm	in.	mm	shape	in.		mm	in.	mm	lb	kg	in.	mm	a				k
CP7110	8941071101	0.75	19	2.64	67	Round	0.401	10.2	3200	14	6.9	3.75	1.7	9.06	230	6	2.9	98	109	1/4
CP7111	8941071110	0.75	19	2.64	67	Round	0.401	10.2	3000	25	11	3.53	1.6	6.73	171	13.3	5	99	110	1/4
CP7111H	8941071111	0.75	19	2.64	67	Hex	0.401	10.2	3000	25	11	3.53	1.6	6.73	171	13.3	5	99	110	1/4
CP7150	8941071500	0.75	19	3.5	89	Round	0.401	10.2	2300	25	11	4.85	2.2	8.86	225	15.6	7.3	99	110	1/4

All models: Hose int. 3/8" (10mm) - @90 PSI (@6.3 Bar)

Listed specifications are for reference only. Please check documents in each tool.

Hammer



CP7160



CP7160



CP7165

LOW VIBRATION HAMMER

FEATURES AND BENEFITS

- Low vibrations thanks to an air cushion present in the tool reducing vibrations to 4.37 m/s²
- Rubber grip at the back of the tool & Well balanced tool for comfortable everyday use.
- Aluminum motor housing for high robustness
- Quick change chisel retainer (provided with the tool)

CP7160K

See details on page 91



CP7165K

See details on page 91



MODEL	PART NUMBER	BORE		STROKE		SHANK		BLOWS PER MINUTE	AIR CONS. @LOAD	WEIGHT		LENGTH		VIBRATION LEVEL ISO 28927 (M/S ²)		SOUND PRESS. ISO 15744 - dB(A)	SOUND POWER	AIR INLET		
		in.	mm	in.	mm	shape	in.			mm	lb	kg	in.	mm	a				k	in.
CP7160	8941071600	0.75	19	2.64	67	Round	0.401	10.2	3500	18	8.7	4.14	1.88	7.52	191	4.4	1.4	98.4	109.4	1/4
CP7165	8941071650	0.75	19	3.5	89	Round	0.401	10.2	2500	17	8.2	4.83	2.19	9.45	240	3.3	1.1	102.5	113.5	1/4

All models: Hose int. 3/8" (10mm) - @90 PSI (@6.3 Bar)

Listed specifications are for reference only. Please check documents in each tool.

Percussive Tools

Needle scalars

Needle capacity : 12x1/8 (3)



CP7115

COMPACT TO REACH SMALL AREAS

FEATURES AND BENEFITS

- Delivered with a set of needles 12 x 1/8" (3 mm)
- Great to reach surfaces in confined spaces
- Great for rust removal on chassis, wheel drums cleaning or surface clean-up

Needle capacity : 19x1/8 (3)



CP7120

CONVERTIBLE NEEDLES SCALER / CHISEL HAMMER

FEATURES AND BENEFITS

- Easily converts into a chipping hammer
- Durable and economical solution
- Quick change chisel retainer
- Adjustable sleeve, 19 x 1/8" (3 mm) steel needles and 1.37" (35 mm) width chisel with high resistance to wear

Needle capacity : 19x1/8 (3)



CP7125

HIGH DURABILITY AND ROBUST FOR GENERAL MAINTENANCE OPERATIONS

FEATURES AND BENEFITS

- Rubber sleeve on pistol handle for better comfort & maneuverability
- 4000 blows per minute for high efficiency on cleaning up operations
- Delivered with 2 sets of needles: 19 x 1/8" (3 mm) for standard usage and 29 x 5/64" (2 mm) for finer usage

See accessories page 92

MODEL	PART NUMBER	BORE			STROKE			NEEDLE CAPACITY	BLOWS PER MINUTE	AIR CONS. @LOAD		WEIGHT		LENGTH		VIBRATION LEVEL ISO 28927 (M/S ²)		SOUND PRESS.	SOUND POWER	AIR INLET
		shape	in.	in.	mm	Qty (Ø)	cfm			l/s	lb	kg	in.	mm	a	k	ISO 15744 - dB(A)	in.		
CP7115	8941071150	14	0.55	1.26	14	12x1/8 (3)	4000	4.2	2	2.87	1.3	11.42	290	11.4	1.6	99	110	1/4		
CP7120	8941071200	25	0.98	1.12	25	19x1/8 (3)	4800	15	7.4	6.17	2.8	17.99	457	11.4	3.4	99	110	1/4		
CP7125	8941071250	21	0.83	1.32	21	19x1/8 (3)	4000	4.7	2.2	6.17	2.8	12.8	325	19.2	2.4	105	116	1/4		

All models: Hose int. 3/8" (10mm) - @90 PSI (@6.3 Bar)

Listed specifications are for reference only. Please check documents in each tool.

Percussive Tools accessories



CP7110 Kit

Part No. 8941171101

Kit includes:

- CP7110 Hammer
- (1) Flat chisel - A046073
- (1) Taped Puch - A046078
- (1) Spot weld splitter - A046075
- (1) Single blade panel cutter
- (1) Edging chisel
- (1) Quick change retainer - 2050487413
- (1) Oiler - 2050524123



CP7111K

Part No. 8941171110

Kit includes:

- CP7111 Hammer
- A046073 Flat Chisel
- A046078 Tapered Punch
- A046075 Spot Weld Splitter
- Single Blade Panel Cutter
- A046076 Edging Chisel
- 2050487413 Quick Change Retainer
- 2050524123 Oiler



CP7111HK

Part No. 8941171111

Kit includes:

- CP7111H Hammer
- CA155786 Flat Chisel
- CA157107 Tapered Punch
- CA155792 Spot Weld Splitter
- Single Blade Panel Cutter
- Edging Chisel



CP7150K

Part No. 8941171500

Kit includes:

- CP7150 Hammer
- (1) Flat chisel - A046073
- (1) Taped Puch - A046078
- (1) Spot weld splitter - A046075
- (1) Single blade panel cutter
- (1) Edging chisel
- (1) Quick change retainer - 205047413
- (1) Oiler - 2050524123



CP7160K

Part No. 8941071601

Kit includes:

- CP7160 Hammer
- (5) Chiesel set 8940175745
- (1) Oiler 2050524123
- (1) CP medium soft bag 8940175127



CP7165K

Part No. 8941071651

Kit includes:

- CP7165 Hammer
- (5) Chiesel set 8940175745
- (1) Oiler 2050524123
- (1) CP medium soft bag 8940175127

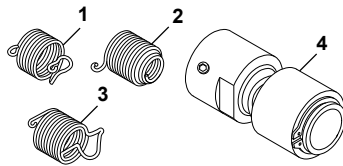
Percussive Tools accessories



TUNE-UP KITS & MAINTENANCE KITS

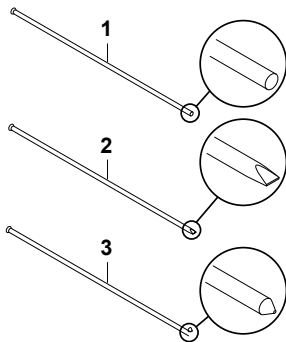
TOOLS MODEL	SPARE KIT'S PART NUMBER
CP7110	2050505083
CP7111/CP7111H/CP7150	2050506823
CP7115	8940169996
CP7120	2050506933
CP7125	8940169838
CP9778	2050506663
CP9779	2050503853
CP9780	2050503863
CP3510/CP3511/CP3512/CP3514	8940163459
CP7269S	8940167963
CP7200 series	8940172128

CHISEL TOOL RETAINERS FOR CP7110/CP7111 & CP7150



TOOLS MODEL	SPARE KIT'S PART NUMBER	ACCESSORY'S DESCRIPTION
1	8951011958	Quick Change Chisel Spring Retainer
1	A046095	Heavy Duty Quick Change Retainer
2	A046096	Retainer Bee hive
3	2050525333	Zip Change Retainer
3	A046094	Heavy Duty Zip Change Retainer made in USA
4	8940158924	Posi Lock Quick Change Retainer

NEEDLES



TOOLS MODEL	ACCESSORY'S TYPE	ACCESSORY'S DIAMETER		ACCESSORY'S LENGTH		QUANTITY IN PACKAGE	ACCESSORY'S PART NUMBER	ACCESSORY'S DESCRIPTION
		in.	mm	in.	mm			
CP7115/CP7125	1	5/64"	2	7	178	100	6153998160	NEEDLE FLAT 2MM x 178 (SET 100)
CP7115	1	1/8"	3	5	127	12	8951011498	NEEDLE 3MM x 120 5615 ST (SET 12)
CP7120/CP7125	1	1/8"	3	5	127	19	P136403	NEEDLE FLAT 3MM x 127 STEEL (SET 19)
CP7115	1	1/8"	3	7	178	12	NP123901	NEEDLE FLAT 3MM x 178 STEEL (SET 12)
	1	1/8"	3	7	178	19	8940159860	NEEDLE FLAT 3MM x 178 (SET 19)
	1 (High grade steel)	1/8"	3	7	178	19	P100146	NEEDLE FLAT 3MM x 178 STEEL (SET 19)
	1 (Stainless steel)	1/8"	3	7	178	19	P106454	NEEDLE FLAT 3MM X 178 STAINLESS STEEL
CP7120/CP7125	1	1/8"	3	7	178	100	6153998170	NEEDLE FLAT 3MM x 178 (SET 100)
	1 (Anti-sparkling)	1/8"	3	7	178	100	8940171565	NEEDLE FLAT 3MM x 178 SPARKLES (SET 100)
	1	1/8"	3	7	178	250	NP137638	NEEDLE FLAT 3MM x 178 STEEL (SET 250)
	2	1/8"	3	7	178	100	6153998190	NEEDLE CHISEL 3MM x 178 (SET 100)
	3	1/8"	3	7	178	100	6153998210	NEEDLE POINTED 3MM x 178 (SET 100)

1 - Flat type : Light treatment and polishing effect

2 - Chisel Type : Light surface marking

3 - Pointed type : Very hard scale

Anti spark needles. Cold Spark for use in potentially explosive areas


Stainless Steel needles. For use in applications where corrosion or humidity presents a problem such as food processing industry

Percussive Tools accessories

CHISELS

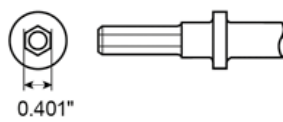
TYPE OF SHANK

Round .401" **A**



CP7111/CP7110/CP7150

Hex .401" **B**



CP7111H

Round .498" **C**



CP7120


DRAWING	ACCESSORY'S DESCRIPTION	ACCESSORY'S LENGTH		ACCESSORY'S WIDTH		ACCESSORY'S SHANK		
		in.	mm	in.	mm	A	B	C
	Flat chisel	4	102	5/8"	16			WP123997
		7	180	1/2"	12,7	A008542		
		7	180	3/4"	19	A046073	CA155786	2050512803
		7,5	191	5/8"	16			WP123996
		18	457	3/4"	19	A046080		
	Undercoat Goo Scraper	6-1/2"	165	1"	25	A046072		
	Spot Welding Splitter	7"	180	1"	25	A046075		
	Nut Splitter	10"	254	3/4"	19	A046044		
	Rivet Cutter	6-1/2"	165	5/8"	16	A046050		
	Angle Scaling	6-1/2"	165	1-3/8"	35			WP123999
		7"	180	1-1/4"	32	A046063	CA155780	
	Scraper	6"	152	1-3/4"	44	A133907		
	Diamond Point	7"	180	5/16"	7,6	A046064	CA155782	
		7-1/2"	191	1/4"	6			WP123995
	Edging Chisel	5-3/8"	137	5/8"	16	A046076		

Percussive Tools accessories

CHISELS

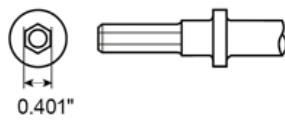
TYPE OF SHANK

Round .401" **A**



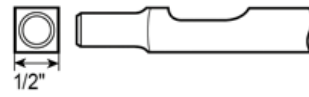
CP7111/CP7110/CP7150

Hex .401" **B**






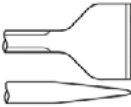



CP7111H

C



CP7120

DRAWING	ACCESSORY'S DESCRIPTION	ACCESSORY'S LENGTH		ACCESSORY'S WIDTH		ACCESSORY'S SHANK		
		in.	mm	in.	mm	A	B	C
	Muffler Cutter	7-1/2"	191			A046077		
	Blank Chisel	7"	180	1/2"	12,7	WP123994		
		7"	180	1/2"	13	A046074	CA155790	
	Tapered Punch	7"	180	1/8"	2,5	A046078		
	Tie rod (Universal Joint)	4-1/4"	108	5/8"	16	A046057		
	Smoothing Hammer	3"	76	1-3/4"	44	A046091		
	Wide Scaling	7"	180	1-3/8"	35	WP123998		
		7"	180	1-15/16"	50	8940162308		
	Pointed chisel	7"	180			2050512793		

DRILLS



▶ PISTOL GRIP DRILLS

- Ideal for all maintenance drilling tasks
- Drilling hole capacity up to 1/2" (13 mm) dia. (in steel)
- Best ergonomic handle
- Extra-support side handle recommended for better handling of drills with larger drilling capacity and higher torque

Air drill designs for drilling holes in wood, metal, plastic... CP offers a wide range of drills, from 1/4" (6 mm) to 1/2" (13 mm) chucks, from 500 to 4,200 rpm. To achieve the best drilling quality, the following table will assist you in selecting the most suitable drill: size of holes, type of material, power needed...



▶ ANGLE DRILLS

- Ideal for restricted access application
- Drilling hole capacity to 3/8" (10 mm) dia. (in steel)

▶ STRAIGHT DRILLS

- Mainly smaller diameter drilling less than 3/8" (10 mm) dia. (in steel)
- Favored for vertical drilling

▶ DRILLS RANGE

MODEL	FREE SPEED	CHUCK CAPACITY		POWER	
	rpm	in.	mm	hp	kW
PISTOL GRIP					
CP7300C	2,700	1/4	6	0,27	0.20
CP7300RC	2,700	1/4	6	0.27	0.20
CP7300RQCC	2,800	1/4	6	0.23	0.30
CP9285C / CP9287C	2,900	3/8	10	0.50	0.38
CP9790C / CP9792C	2,000	3/8	10	0.37	0.27
CP9286C / CP9288C	600	1/2	13	0.50	0.38
CP9789C / CP9791C	800	1/2	13	0.37	0.27
STRAIGHT GRIP					
CP887C	2,700	3/8	10	0.27	0.20
ANGLE DRILL					
CP879C	1,800	3/8	10	0.27	0.20

Drills



CP7300 SERIES

HIGH COMFORT & LIGHTWEIGHT

For operators working in body shops or general maintenance applications such as drilling, honing, reaming and hole sawing who look for high comfort & lightweight drills, CP7300 / CP928X / CP978X / CP979X Series is the composite drills that you need.



FEATURES AND BENEFITS

- Composite housing with thermoplastic rubber handle grip and wings on right & left sides for better operator comfort
- Large teasing trigger and progressive valve allowing more control to start holes
- Handle exhaust allowing the air to flow away from the operator
- Flat back part for better pushing action while drilling and tapping

See accessories page 99

MODEL	PART NUMBER	FREE SPEED	POWER	CHUCK CAPACITY	STALL TORQUE	NET WEIGHT	LENGTH	AIR CONS. @LOAD	VIBRATION LEVEL ISO 28927 (M/S2)	SOUND PRESS.	SOUND POWER	AIR INLET							
		rpm	hp	W	in.	mm	ft.lbf	Nm	lb	kg	in.	mm	cfm	l/s	a	k	ISO 15744 - dB(A)	in.	
CP7300C	8941073013	3,300	0.31	230	1/4	6.4	1.9	2.6	1.41	0.64	6.69	170	-	-	<2,5	-	85	96	1/4
CP7300RC	8941073011	2,800	0.31	230	1/4	6.4	1.9	2.6	1.48	0.67	7.32	186	-	-	<2,5	-	82	93	1/4
CP7300RQCC	8941073012	2,800	0.31	230	1/4	6.4	1.9	2.6	1.52	0.69	7.48	190	-	-	<2,5	-	82	93	1/4

All models: Hose int. 3/8" (10mm) - @90 PSI (@6.3 Bar)

Listed specifications are for reference only. Please check documents in each tool.

3/8" Drills

2,000 RPM



CP879C

HIGH COMFORT & HANDLING

FEATURES AND BENEFITS

- Composite housing with thermoplastic rubber handle grip for high comfort & handling
- Compact low profile head to get into confined spaces (high quality industrial Jacobs® chucks for longer use)
- Lock-off throttle for more controlled applications
- Built-in Forward – Reverse ring for easier operations
- Handle exhaust allowing the air to flow away from the operator

3,000 RPM



CP9285C

HIGH COMFORT & LIGHTWEIGHT

FEATURES AND BENEFITS

- Composite housing with thermoplastic rubber handle grip and wings on right & left sides for better operator comfort
- Large teasing trigger and progressive valve allowing more control to start holes
- Handle exhaust allowing the air to flow away from the operator
- Flat back part for better pushing action while drilling and tapping

CP9287C

Same features as CP9285C with keyless chuck

2,100 RPM



CP9790C

CP9792C

Same features as CP9790C with keyless chuck

See accessories page 99

MODEL	PART NUMBER	FREE SPEED		POWER	CHUCK CAPACITY			STALL TORQUE		NET WEIGHT		LENGTH		AIR CONS. @LOAD		VIBRATION LEVEL ISO 28927 (M/S ²)		SOUND PRESS.	SOUND POWER	AIR INLET
		rpm	hp		W	in.	mm	ft.lbf	Nm	lb	kg	in.	mm	cfm	l/s	a	k			
CP879C	8941008790	2,000	0.35	260	3/8	10	3.2	4.4	2.65	1.2	8.58	218	-	-	<2.5	-	80.6	91.6	1/4	
CP9285C	8941092850	3,000	0.62	460	3/8	10	4.1	5.5	2.4	1.09	8.23	209	21	10	<2.5	-	83.7	94.7	1/4	
CP9287C	8941092870	3,000	0.62	460	3/8	10	4.1	5.5	2.38	1.08	8.23	209	21	10	<2.5	-	83.7	94.7	1/4	
CP9790C	8941097900	2,100	0.48	360	3/8	10	4.1	5.5	2.43	1.1	9.25	235	-	-	<2.5	-	87.1	98.5	1/4	
CP9792C	8941097920	2,100	0.48	360	3/8	10	4.1	5.5	2.43	1.1	9.25	235	-	-	<2.5	-	87.1	98.5	1/4	

All models: Hose int. 3/8" (10mm) - @90 PSI (@6.3 Bar)

Listed specifications are for reference only. Please check documents in each tool.

Drills

3/8" & 1/2" Drills

2,100 RPM



CP887C

HIGH COMFORT & HANDLING

FEATURES AND BENEFITS

- Composite housing with thermoplastic rubber handle grip for high comfort & handling
- Compact low profile head to get into confined spaces (high quality industrial Jacobs® chucks for longer use)
- Lock-off throttle for more controlled applications
- Built-in Forward – Reverse ring for easier operations
- Handle exhaust allowing the air to flow away from the operator



Supplied with side handle

600 RPM



CP9286C

HIGH COMFORT & LIGHTWEIGHT

FEATURES AND BENEFITS

- Composite housing with thermoplastic rubber handle grip and wings on right & left sides for better operator comfort
- Large teasing trigger and progressive valve allowing more control to start holes
- Handle exhaust allowing the air to flow away from the operator
- Flat back part for better pushing action while drilling and tapping

CP9288C

Same features as CP9286C with keyless chuck

840 RPM



CP9789C

CP9791C

Same features as CP9286C with keyless chuck



See accessories page 99

MODEL	PART NUMBER	FREE SPEED			CHUCK CAPACITY			STALL TORQUE			NET WEIGHT		LENGTH		AIR CONS. @LOAD		VIBRATION LEVEL ISO 28927 (M/S2)		SOUND PRESS.	SOUND POWER	AIR INLET
		rpm	hp	W	in.	mm	ft.lbf	Nm	lb	kg	in.	mm	cfm	l/s	a	k	ISO 15744 - dB(A)	in.			
CP887C	8941008870	2,100	0.4	300	3/8	10	3.8	5.1	2.43	1.1	9.25	235	-	-	<2,5	-	82.7	93.7	1/4		
CP9286C	8941092860	600	0.48	360	1/2	13	16.2	22	3.28	1.49	9.84	250	23	11	<2,5	-	84.2	95.2	1/4		
CP9288C	8941092880	600	0.48	360	1/2	13	16.2	22	3.2	1.45	9.84	250	23	11	<2,5	-	84.2	95.2	1/4		
CP9789C	8941097890	840	0.47	350	1/2	13	10.3	14	3.09	1.4	10.43	265	-	-	<2,5	-	88.3	99.3	1/4		
CP9791C	8941097910	840	0.47	350	1/2	13	10.3	14	3.09	1.4	10.43	265	-	-	<2,5	-	88.3	99.3	1/4		

All models: Hose int. 3/8" (10mm) - @90 PSI (@6.3 Bar)

Listed specifications are for reference only. Please check documents in each tool.



Accessories Drills



TUNE UP KITS & REPAIR KITS

TOOL'S MODEL	TUNE UP KIT PART NUMBER
CP9285C & CP9287C	8940175286
CP9286C	8940175281
CP9789C	8940175273
CP9790C & CP9792C	8940175273



DRILL CHUCKS

TOOL'S MODEL	CAPACITY		THREAD	CHUCK PART NUMBER	TYPE	KEY PART NUMBER
	in.	mm	in.			
CP7300	1/4"	6	3/8"-24	8951011473	Chuck +Key	2050497003
CP9285/CP9790/CP879/CP887	3/8"	10	3/8"-24	C142408	Chuck +Key	2050507493
CP9286/CP9789	1/2"	13	3/8"-24	2050486963	Chuck +Key	
CP7300RQC	1/4"	6	3/8"-24	8940162272	Keyless chuck	
CP9287/CP9792	3/8"	10	3/8"-24	2050502063	Keyless chuck	
CP9288/CP9791	1/2"	13	3/8"-24	2050502073	Keyless chuck	



SIDE HANDLE

TOOL'S MODEL	ACCESSORY'S DESCRIPTION	KEY PART NUMBER
CP9286/CP9288		2050498553
CP9789/CP9791	Side fixture and handle	8940174061

SPECIALTY TOOLS



CP OFFERS A WIDE RANGE OF SPECIALTY TOOLS TO RESPOND TO YOUR DAILY AIR TOOL NEEDS:



▶ RIVETERS



▶ CAULKING GUNS



▶ SAWS



▶ TIRE BUFFERS



▶ HIGH SPEED CUTTERS



▶ NIBBLERS



▶ AIR FILES

Cutting tools



CP7901

LOW VIBRATION

For operators working in body shops or general maintenance applications who look for comfortable air saw for a periodic usage, CP7901 series is the air saw that you need.



CP7901K

Part No. 8941079010

- (1) CP7901 saw
- (5) each 18T, 24T, 32T blades
- (1) Swivel inlet
- (1) heavy duty protective case



FEATURES AND BENEFITS

- 3/8" (10 mm) stroke length
- Great power and speed of 10,000 strokes per minute
- Low vibrations (less than 2.5 m/s²) offers high operator comfort
- 360° swivel air inlet

See accessories page 110

MODEL	PART NUMBER	STROKES PER MINUTES	STROKES LENGHT		AIR CONS. @LOAD		NET WEIGHT		LENGTH		VIBRATION LEVEL ISO 28927 (M/S ²)		SOUND PRESS.	SOUND POWER	AIR INLET
			in.	mm	cfm	l/s	lb	kg	in.	mm	a	k			
CP7901	8941079011	10,000	3/8	10	5.5	2.6	1.9	0.86	9.02	229	<2.5	-	89	78	1/4

All models: Hose int. 3/8" (10mm) - @90 PSI (@6.3 Bar)

Listed specifications are for reference only. Please check documents in each tool.

Tire Buffer & Cutting Tools

22000 RPM



CP871C

REPAIRING : A NEW LIFE FOR YOUR TIRES!

FEATURES AND BENEFITS

- Composite housing for less cold transfer and light weight
- Easy and comfortable to use, reducing constraints for the operator in term of vibrations & sounds
- The buffing wheel is quick and easy to change between different applications
- Reinforced streamline & lock-off safety lever



CP871C kit

Part No. 8940176890

Kit includes:

- (1) Tire Buffer CP871C
- (1) Whip hose and exhaust hose



3000 RPM



CP873C

CP873C kit

Part No. 8940176892

Kit includes:

- (1) Low Speed Tire Buffer CP871C
- (1) Whip hose and exhaust hose



CP7900

LIGHTWEIGHT

FEATURES AND BENEFITS

- Compact (8.5" - 216 mm) of length and lightweight (1.3 lbs - 0.59 kg)
- Ergonomic design and robust housing handle
- Adjustable guard guide
- 3/8" (10 mm) stroke length
- Includes (1) each 18T, 28T, 32T replacement blades

See accessories page 110

MODEL	PART NUMBER	POWER		CHUCK/WHEEL SIZE		FREE SPEED	AIR CONS. @LOAD			NET WEIGHT		LENGTH		VIBRATION LEVEL ISO 28927 (M/S ²)		SOUND PRESS.	SOUND POWER	AIR INLET
		hp	W	in.	mm	rpm	cfm	l/s	lb	kg	in.	mm	a	k	ISO 15744 - dB(A)	in.		
CP871C	8940176889	0.47	350	3/8	10	22000	-	-	1.61	0.73	7.91	201	<2,5	-	88	88	1/4 in	
CP873C	8940176891	0.47	350	7/16	11	3000	-	-	2.25	1.02	8.66	220	<2,5	-	87	87	1/4 in	

MODEL	PART NUMBER	STROKES PER MINUTES	STROKES LENGHT		AIR CONS. @LOAD		NET WEIGHT		LENGTH		VIBRATION LEVEL ISO 28927 (M/S ²)		SOUND PRESS.	SOUND POWER	AIR INLET
			in.	mm	cfm	l/s	lb	kg	in.	mm	a	k	ISO 15744 - dB(A)	in.	
CP7900	8941079000	10,000	3/8	10	5.5	2.6	1.3	0.59	8.5	216	64,3	19,6	93	82	1/4

All models: Hose int. 3/8" (10mm) - @90 PSI (@6.3 Bar)

Listed specifications are for reference only. Please check documents in each tool.



Tire Buffers



CP873C-HD

Heavy Duty Tire Buffers - Low Speed

RETREADING : A NEW LIFE FOR YOUR TIRES!

Looking for pneumatic tire buffers for tire retread, concerned about the environment: CP873C HD series is what you need.



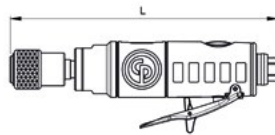
CP873C-HDES

Same features as CP873C-HD with extended neck

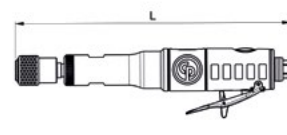


FEATURES AND BENEFITS

- Composite material and light weight
- Easy and comfortable to use, reducing constraints for the operator
- The buffing wheel is equipped 7/16" hexagonal quick change slip chuck
- Reinforced streamline & lock-off safety lever
- Heavy duty version : have air swivel inlet for more comfort



CP873C-HD



CP873C-HDES

See accessories page 110

MODEL	PART NUMBER	POWER		CHUCK/WHEEL SIZE		FREE SPEED	AIR CONS. @LOAD		NET WEIGHT		LENGTH		VIBRATION LEVEL ISO 28927 (M/S ²)		SOUND PRESS.	SOUND POWER	AIR INLET
		hp	W	in.	mm	rpm	cfm	l/s	lb	kg	in.	mm	a	k	ISO 15744 - dB(A)	in.	
CP873C-HD	8940177048	0.67	500	-	-	3500	-	-	2.31	1.05	8.74	222	<2,5	-	88.5	88.5	1/4 in
CP873C-HDES	8940177047	0.67	500	-	-	3500	-	-	2.56	1.16	11.85	301	<2,5	-	88.7	88.7	1/4 in

All models: Hose int. 3/8" (10mm) - @90 PSI (@6.3 Bar)

Listed specifications are for reference only. Please check documents in each tool.

Cutting



CP874

HIGH-SPEED CUTTING

FEATURES AND BENEFITS

- Wheel diameter 2-7/8" (73 mm)
- Adjustable speed regulator
- Lock-off lever to prevent accidental start-up
- Rear exhaust

CUTTING WHEEL FOR CP874

see details on page 110



CP835

NIBBLER CUTTING CONTROL

FEATURES AND BENEFITS

- Rugged head with 0.177" diameter punch which can cut steel up to 0.060" (16 gauge) and aluminum up to .102" (10 gauge)
- Easy access to punch and die for quick replacement
- Lock-off lever for low-speed starting
- 4 optional cutting positions

14,000 RPM



CP9116

POWERFUL & EASY TO USE

FEATURES AND BENEFITS

- 4" (100 mm) for better reach and easy access to restricted areas
- Composite grip to reduce cold air transmission to operators and 360° swivel air inlet for better maneuverability
- Spindle lock system for easier wheel changing and safety throttle lever to prevent accidental start up
- 11 position adjustable swivel guard – 126° adjustable for better operator protection & greater visibility of cutting operations
- Cutting disc size : 4" / 100 mm - (1/16" X 3/8") (1/8" X 3/8") - (Supplied with 5 Norton cutting discs)

See accessories page 110

MODEL	PART NUMBER	POWER		CHUCK/WHEEL SIZE		FREE SPEED	AIR CONS. @LOAD		NET WEIGHT		LENGTH		VIBRATION LEVEL ISO 28927 (M/S2)		SOUND PRESS.	SOUND POWER	AIR INLET
		hp	W	in..	mm	rpm	cfm	l/s	lb	kg	in.	mm	a	k	ISO 15744 - dB(A)	in.	
CP874	T025375	0.5	370	3	75	22,000	12	5.9	1.74	0.79	7.24	184	4	4	99	88	1/4
CP835	T022550	0.42	316	-	-	-	17	8	1.3	0.59	8.5	216	5.4	3	86	97	1/4
CP9116	8941091160	1	746	4	100	14,000	7	3.3	3.97	1.8	14.57	370	3	3	97	86	1/4

All models: Hose int. 3/8" (10mm) - @90 PSI (@6.3 Bar)

Listed specifications are for reference only. Please check documents in each tool.

Cordless Tire Buffer



CP8323 CORDLESS TIRE BUFFER KIT

Output 7/16"

PNEUMATIC PERFORMANCE. CORDLESS MOBILITY.

Whether in the shop or on the road, get the job done faster with the CP8323 cordless tire buffer. With 2 speed settings, a quick change chuck, and integrated LED lighting, the CP8323 brings increased mobility, efficiency, and comfort to your fingertips.



CP8323 CORDLESS TIRE BUFFER BARE TOOL

Includes only the cordless tire buffer unit.

CP8323 CORDLESS TIRE BUFFER KIT NA VERSION

Same features as CP8323 Kit with a North American battery charger.



FEATURES AND BENEFITS

- Two speeds for different tasks - drilling speed (0-1200 rpm) and buffing speed (0-2500 rpm) for more versatility
- Battery allows mobility for use both inside and outside workshops, providing flexibility in various environments
- Thanks to LED Light, visibility is enhanced when working inside tires
- Compact and Lightweight tool - only 1.16 kg (including battery) and has a length of 306 mm, making it easy to maneuver
- Combines the high performance of an air tire buffer with the benefits of being cordless.

MODEL	PART NUMBER	BATTERY CAPACITY		CHUCK MAX CAPACITY		FREE SPEED		NET WEIGHT		LENGTH		WEIGHT WITHOUT BATTERY		VIBRATION LEVEL ISO 28927 (MS2)		SOUND PRESS.	SOUND POWER
		Ah		in.	mm	rpm	lb	kg	in.	mm	lb	kg	a	k	ISO 15744 - dB(A)		
CP8323 CORDLESS TIRE BUFFER KIT	8941183230	2		7/16	11	2500	2.62	1.19	12.09	307	1.96	0.9	10.6	4.9	66.4	77.4	
CP8323 CORDLESS TIRE BUFFER BARE TOOL	8941083230	2		7/16	11	2500	1.96	0.9	9.88	251	1.96	0.9	10.6	4.9	66.4	77.4	
CP8323 CORDLESS TIRE BUFFER KIT NA VERSION	8941283230	2		7/16	11	2500	2.62	1.19	12.09	307	1.96	0.9	10.6	4.9	66.4	77.4	

All models: Hose int. 3/8" (10mm) - @90 PSI (@6.3 Bar)

Listed specifications are for reference only. Please check documents in each tool.

Speciality tools

Files - Caulking



8-1/2x2 - 50x210 mm



CP9705

IDEAL FOR DEBURRING, SHARPENING IN CONFINED AREAS

FEATURES AND BENEFITS

- Lock-off lever to prevent accidental start-up
- 360° swivel air inlet
- Rubber handle grip for better operator's comfort



CP9710



CP9885

EASY TO HANDLE AIR CAULKING GUN

FEATURES AND BENEFITS

- Labor time saving
- Durable thanks to its aluminum housing
- Lightweight design for easier handling
- Trigger controlled material flow
- Accepts standard cartridges: 2" x 8-1/2" (50x210 mm)

See accessories page 110

MODEL	PART NUMBER	AIR CONS. @LOAD		NET WEIGHT		LENGTH		VIBRATION LEVEL ISO 28927 (M/S ²)		SOUND PRESS.	SOUND POWER	AIR INLET
		cfm	l/s	lb	kg	in.	mm	a	k			
CP9705	6151939705	5.9	2.8	1.23	0.56	8.03	204	16.4	5	77	88	1/4 in
CP9710	6151939710	5.9	2.8	1.3	0.59	9.84	250	16.4	5	73	84	1/4 in

MODEL	PART NUMBER	AIR CONS. @LOAD	LENGTH		NET WEIGHT		VIBRATION LEVEL ISO 28927 (M/S ²)		SOUND PRESS.	SOUND POWER	AIR INLET	
			in.	mm	lb	kg	a	k				
CP9885	6151979885	17	8	10.63	270	2.29	1.04	<2.5	-	82	72	1/4

All models: Hose int. 3/8" (10mm) - @90 PSI (@6.3 Bar)

Listed specifications are for reference only. Please check documents in each tool.



Speciality tools

Riveting tools

3/16" - 4.8 mm



CP9882

EASY-TO-USE AND RELIABLE

FEATURES AND BENEFITS

- 3/16" (4.8 mm) maximum capacity (for rivets in Aluminum, copper and softer materials)
- Heavy pulling: up to 2,200 lbs (1,000 kg)
- Transparent container with holes for quick release of rivet ends
- Includes: nose pieces for rivets 3/32", 1/8", 5/32" and 3/16" (2.4, 3.2, 4 and 4.8 mm)

Up to 5.0mm Stainless Steel Rivets



CP9886

PROFESSIONAL & COMFORTABLE OPERATION OF RIVETS!

FEATURES AND BENEFITS

- Powerful with high setting forces
- Comfortable and safe with low vibration and kickback
- Cold insulating composite handle higher comfort
- Flexible air connection with 360° rotation option
- Robust with an industrial-grade aluminum alloy cylinder material

Up to 7.8 mm Structural blind rivet Bulb-Tite



CP9887

See accessories page 110

MODEL	PART NUMBER	MAX AXIAL PULLING LOAD		AIR CONS. @LOAD		LENGTH		NET WEIGHT		VIBRATION LEVEL ISO 28927 (M/S ²)		SOUND PRESS.	SOUND POWER	AIR INLET
		lb@85psi	kg	cfm	l/s	in.	mm	lb	kg	a	k	ISO 15744 - dB(A)	in.	
CP9882	8941098820	2,200	1,000	4	1.9	8.86	225	3.31	1.5	<2.5	-	73	62	1/4
CP9886	8941098860	-	-	8.5	4	10.91	277	3.75	1.7	2.5	0.6	77.8	88.8	1/4
CP9887	8941098870	-	-	8.7	4.1	12.8	325	5.51	2.5	2.5	0.6	77.8	88.8	1/4

All models: Hose int. 3/8" (10mm) - @90 PSI (@6.3 Bar)

Listed specifications are for reference only. Please check documents in each tool.

Riveting tools



CP9888

Rivet nuts from M3 to M12

PROFESSIONAL & COMFORTABLE OPERATION OF RIVETS!

If you are looking for high productive riveters including convenient features to get your job done fast and safe without any compromise, our CP988 series is designed to answer all your assembly needs.



FEATURES AND BENEFITS

- Powerful with high setting forces
- Comfortable and safe with low vibration and kickback
- Cold insulating composite handle higher comfort
- Flexible air connection with 360° rotation option
- Robust with an industrial-grade aluminum alloy cylinder material

Automatic function to thread and unthread rivet nuts for fast processing
 Large reverse switch on the back (only necessary in case of correction)
 Precise setting stroke adjustment from 1-7mm

Blind rivet nuts are applied to metal sheets when a thread is needed.
 It is a **preparation for a non-permanent connection type (thread + screw)**

Step 2 and Step 4 are performed automatically by the CP9888
 → **Very fast processing**



Step 1

Put the rivet nut into the hole of the metal sheet



Step 2

Threading the blind nut riveter into the blind rivet nut



Step 3

Setting the rivet nut by axial force



Step 4

Unthreading the blind nut riveter from the blind rivet nut



Step 5

Add e.g. a second metal sheet and turn in the screw

See accessories page 110

MODEL	PART NUMBER	MAX AXIAL PULLING LOAD		AIR CONS. @LOAD		LENGTH		NET WEIGHT		VIBRATION LEVEL ISO 28927 (M/S2)		SOUND PRESS.	SOUND POWER	AIR INLET
		lb@85psi	kg	cfm	l/s	in.	mm	lb	kg	a	k			
CP9888	8941098880	-	-	5.9	2.8	11.02	280	4.85	2.2	2.5	0.6	77.8	88.8	1/4

All models: Hose int. 3/8" (10mm) - @90 PSI (@6.3 Bar)

Listed specifications are for reference only. Please check documents in each tool.



Accessories Specialty tools

RECOMMENDED ACCESSORIES



ACCESSORY'S DESCRIPTION	PART NUMBER
File rectangular shank 3/16" (5mm), 5pcs	2050519113
File round shank 3/16" (5mm), 5pcs	2050519123
File half round shank 3/16" (5mm), 5pcs	2050519133
File triangular shank 3/16" (5mm), 5pcs	2050519143

NOSE PIECES FOR CP9882 AIR RIVETER



ACCESSORY'S DESCRIPTION	PART NUMBER
Nose piece (SET OF 4 pcs. below)	8950250361
2,4mm Nose Piece 3/32"	8950250360
3,2mm Nose Piece 1/8"	8950250359
4,0mm Nose Piece 5/32"	8950250358
4,8mm Nose Piece 3/16"	8950250357

JAW SETS FOR CP9883/9884



ACCESSORY'S DESCRIPTION	PART NUMBER
Jaw Housing Set CP9883	8940167682
Jaw Housing Set CP9884	8940167716

WHEELS FOR CP874



ACCESSORY'S DESCRIPTION	PART NUMBER
Set of 5 wheels Ø 2-7/8"x1/16"x3/8" - 73x1,6x9,52mm	CA155312

CLASSIC TOOLS



There comes a time when the best-known products go beyond the standard they set to become must-have Classics.

CP is proud to bring together the tools you already know:

THE CLASSIC RANGE

For decades, these Classic CP products have been getting the job done and feature the authentic styling you have come to love.

Limited (2-Year) Warranty for CP Classic range

With the Classic range of products, CP warrants its material and workmanship, because these products have been selected, tested, and proven by thousands and thousands of tool users, year after year.



Limited 2-year warranty extension **REQUIRES**

registration of each tool on the CP website within 4 weeks of the original purchase date.

Visit www.cp.com/classic for more info.

Classic tools

Impact Wrenches 1/2" - 3/4"



CP734H

THE "CLASSIC" REFERENCE FOR 1/2"

FEATURES AND BENEFITS

- Metal motor housing with pin clutch mechanism in oil bath (dyna-pact) for high durability and smooth operations
- Comfortable tool with rubber grip and reverse button with 4 positive power settings



CP749

POWERFUL & ROBUST, BETTER ERGONOMICS

FEATURES AND BENEFITS

- Metal motor housing with CP's patented clutch in oil bath for high durability.
- 4-power settings for better versatility
- Compact design with comfortable contoured handle



CP772H

THE UNMATCHED "REFERENCE" IN 3/4" IMPACT

FEATURES AND BENEFITS

- Metal motor housing with pin clutch mechanism in oil bath (dyna-pact) for high durability and smooth operations
- Comfortable tool with rubber grip and reverse button with 4 positive power settings



CP772H-6

Same feature as CP772H with 6" (152 mm) extended anvil

See accessories page 119

MODEL	PART NUMBER	DRIVE	IMPACT MECHANISM	BLOWS PER MINUTE	FREE SPEED	WORKING TORQUE (FW)		MAX TORQUE (REV)		NET WEIGHT		LENGTH		AIR CONS @LOAD	VIBRATION LEVEL ISO 28927 (M/S ²)		SOUND PRESS.	SOUND POWER	AIR INLET	
						ft.lb	Nm	ft.lb	Nm	lb	kg	in.	mm		cfm	l/s				a
CP734H	T024351	1/2	Pin clutch	1,020	8,400	25.1-310	34-420	425	576	5.11	2.32	7.52	191	15	7.1	7.2	3.3	93	104	1/4
CP749	T024587	1/2	Twin hammer	1,320	6,400	50.2-450	68-610	610	827	5.51	2.5	7.01	178	22	10.4	6.2	2	96	107	1/4
CP772H	T024598	3/4	Pin clutch	900	4,200	150-700	203-949	1,000	1,350	10.4	4.76	9.65	245	24	11.3	5.8	2	96	107	3/8
CP772H-6	T024757	3/4	Pin clutch	900	4,200	150-700	203-949	1,000	1,350	11.6	5.3	15.51	394	24	11.3	5.8	2	96	107	3/8

All models: Hose int. 3/8" (10mm) - @90 PSI (@6.3 Bar)

Listed specifications are for reference only. Please check documents in each tool.

Impact & Ratchet Wrenches - Screwdrivers



CP797-6

THE TRUCK TIRE REFERENCE

FEATURES AND BENEFITS

- 1,400 ft.lbs (1,898 Nm) of max torque in reverse position for high productivity
- Metal housing and rocking dog impact mechanism for high durability and smooth operation
- Convenient reverse valve and teasing trigger for better comfort in use

CP797

Same features as CP797-6 in short anvil

CP797SP6

Same features as CP797-6 with spline socket retainer

See accessories page 119

3/8" anvil drive - 150 rpm



CP828

DURABLE

FEATURES AND BENEFITS

- Aluminium alloy head and CP's patented TriSpring anti-slip head design lead to greater durability
- Grease fitting on the reverse button for easier lubrication

CP828H

Same feature as CP828 with 1/2"

800 RPM

1/4" Screwdriver



CP781

THE CLASSIC ROBUSTNESS FOR GENERAL REPAIR

FEATURES AND BENEFITS

- Fast screw fastening in cushion clutch high torque for better productivity
- External clutch adjustment
- Convenient single-handed forward/reverse for better ease of use
- Robust aluminum body and steel clutch housing
- Convenient single-handed forward/reverse for better ease of use

CP782 1,800 RPM



MODEL	PART NUMBER	DRIVE	IMPACT MECHANISM	BLOWS PER MINUTE	FREE SPEED	WORKING TORQUE (FW)	MAX TORQUE (REV)	NET WEIGHT	LENGTH	AIR CONS @LOAD	VIBRATION LEVEL ISO 28927 (M/S ²)	SOUND PRESS.	SOUND POWER	AIR INLET						
		in.		rpm	ft.lb	Nm	ft.lb	Nm	lb	kg	in.	mm	cfm	l/s	a	k	ISO 15744 - dB(A)	in.		
CP797	T019139	1	Double rocking dog	1,080	4,200	150-900	203-1,220	1,400	1,890	27	12.2	15.51	394	60	28.2	12.8	4.3	110	121	1/2
CP797-6	T013901	1	Double rocking dog	1,080	4,200	148-904	200-1,220	1,400	1,890	29.7	13.4	22.24	565	40	18.9	12.8	4.3	110	121	1/2
CP797SP6	T018653	#5 Spline	Double rocking dog	1,080	4,200	148-904	200-1,220	1,400	1,890	29.7	13.4	22.24	565	40	18.9	12.8	4.3	110	121	1/2

MODEL	PART NUMBER	DRIVE	FREE SPEED	MIN TORQUE (REV)	MAX TORQUE (REV)	OVERALL LENGTH	NET WEIGHT	AIR CONS @LOAD	AIR INLET					
			rpm	ft.lb	Nm	ft.lb	Nm	in.	mm	lb	kg	cfm	l/s	in.
CP828	T022708	3/8	150	9.6	13	51.6	70	10	254	2.43	1.1	15	7.1	1/4
CP828H	T022970	1/2	150	9.6	13	51.6	70	10	254	2.43	1.1	15	7.1	1/4

MODEL	PART NUMBER	OUTPUT DRIVE	FREE SPEED	MIN TORQUE (FW)	MAX TORQUE (FW)	NET WEIGHT	LENGTH	FREE SPEED AIR CONS.	VIBRATION LEVEL ISO 28927 (M/S ²)	SOUND PRESS.	SOUND POWER	AIR INLET						
		in.	rpm	ft.lb	Nm	ft.lb	Nm	lb	kg	in.	mm	cfm	l/s	a	k	ISO 15744 - dB(A)	in.	
CP781	T025096	1/4	800	4.6	6.2	8.3	11.3	3	1.36	8.9	226	25	11	-	<2,5	99.5	110.5	1/4
CP782	T025097	1/4	1,800	2.6	3.5	3.7	4.97	2.49	1.13	9.65	245	16	7.6	-	<2,5	93.9	104.9	1/4

All models: Hose int. 3/8" (10mm) - @90 PSI (@6.3 Bar)

Listed specifications are for reference only. Please check documents in each tool.



Classic tools

Die & Angle Grinders

6 mm (1/4")
24,000 RPM



CP860

DURABLE PARTNER FOR GENERAL MAINTENANCE USE

FEATURES AND BENEFITS

- Rugged and energy efficient 0.54 hp (400 W) motor for better productivity
- Adjustable speed regulator & lock-off throttle
- Square handle design for greater comfort

CP860E

Same features as CP860 with 6 mm collet

CP860ES

Same features as CP860 with extended shank (6" - 152 mm)

100 mm (4")
13,000 RPM



CP854

EFFICIENT AND DURABLE

FEATURES AND BENEFITS

- High performance motor for high efficiency with its 0.6 hp (450 W)
- Helical bevel gear design & aluminum alloy housing for high durability
- 4" (100 mm) wheel capacity

CP854E

Same features as CP854 with 5" (125 mm) wheel capacity

CP860ESE

Same features as CP860 with extended shank & 6 mm collet

180 mm (7")
7,500 RPM



CP857

POWERFUL AND DURABLE FOR GENERAL MAINTENANCE

FEATURES AND BENEFITS

- High performance motor for high efficiency with its 1.3 hp (940 W)
- Helical bevel gear design & aluminum alloy housing for high durability
- 7" (180 mm) wheel capacity

See accessories page 119

MODEL	PART NUMBER	FREE SPEED	POWER	COLLET CAPACITY	AIR CONS. @LOAD	NET WEIGHT	LENGTH	VIBRATION LEVEL ISO 28927 (M/S ²)	SOUND PRESS.	SOUND POWER	AIR INLET					
		rpm	hp	W	in. (mm)	cfm	l/s	lb	kg	in.	mm	a	k	ISO 15744 - dB(A)	in.	
CP860	T019704	24000	0.54	400	1/4 (6.4mm)	21	9.9	1.26	0.57	5.75	146	3.7	1.6	92.5	103.5	1/4
CP860E	T021136	24000	0.54	400	1/4 (6.4mm)	21	9.9	1.26	0.57	5.75	146	3.7	1.6	92.5	104	1/4
CP860ES	T023193	24000	0.54	400	1/4 (6.4mm)	23	10	2.09	0.95	11.57	294	3.7	1.5	92.6	103.5	1/4
CP860ESE	T023354	24000	0.54	400	1/4 (6.4mm)	23	10	2.09	0.95	11.57	294	3.7	1.5	93	103.6	1/4

MODEL	PART NUMBER	FREE SPEED	POWER	MAX WHEEL CAPACITY	SPINDLE THREAD	AIR CONS. @LOAD	NET WEIGHT	LENGTH	VIBRATION LEVEL ISO 28927 (M/S ²)	SOUND PRESS.	SOUND POWER	AIR INLET					
		rpm	hp	W	in. mm	in.	cfm	l/s	lb	kg	in.	mm	a	k	ISO 15744 - dB(A)	in.	
CP854	T023186	13000	0.7	520	4 100	3/8-24 UNF	24	11	3.75	1.7	9.02	229	4.9	1.5	85	96	1/4
CP854E	T023187	12000	0.7	520	5 125	M10	16	7.6	3.75	1.7	9.02	229	4.9	1.5	85	96	1/4
CP857	T024387	7500	1.26	940	7 180	5/8-11 UNC	24	11	6.17	2.8	13.15	334	4	1.3	102	113	3/8

All models: Hose int. 3/8" (10mm) - @90 PSI (@6.3 Bar)

Listed specifications are for reference only. Please check documents in each tool.

Drills

10 mm (3/8")
2,400 RPM



CP785

DURABILITY AND SMOOTH OPERATION

FEATURES AND BENEFITS

- Powerful and efficient motor resists to stalls
- Handle exhaust allowing the air to flow away from the operator

10 mm (3/8")
2,600 RPM



CP789R-26

REVERSIBLE, HIGH TORQUE & DURABILITY

FEATURES AND BENEFITS

- Thermoplastic rubber handle grip for better operator comfort
- Teasing trigger allowing more control to start holes
- Industrial quality Jacobs chuck and gearbox for high durability

13 mm (1/2")
500 RPM



CP789HR

CP785QC

Same features as CP885C with keyless chuck

CP785H

Same features as CP885C with 1/2" (13 mm) chuck capacity

CP789R-42

Same features as CP789R-26 with 4200 rpm free speed

See accessories page 119

MODEL	PART NUMBER	FREE SPEED		POWER	CHUCK CAPACITY		SPINDLE	STALL TORQUE	NET WEIGHT		LENGTH		AIR CONS. @LOAD		VIBRATION LEVEL ISO 28927 (M/S2)		SOUND PRESS.	SOUND POWER	AIR INLET	
		rpm	hp		W	in.			mm	in.	cfm	l/s	lb	kg	in.	mm				a
CP785	T022698	2,400	0.5	370	3/8	10	3/8-24	3.1	4.2	2.25	1.02	7.01	178	17	8	<2,5	-	90	101	1/4
CP785H	T024134	500	0.5	370	1/2	13	3/8-24	11.4	15.4	3	1.36	7.76	197	12	6	<2,5	-	96	107	1/4
CP785QC	T024242	2,400	0.5	370	3/8	10	3/8-24	3.1	4.2	2.25	1.02	7.01	178	12	6	<2,5	-	90	101	1/4
CP789HR	T025165	500	0.43	320	1/2	13	3/8-24	15.6	21.1	3.24	1.47	7.99	203	29	14	<2,5	-	99	110	1/4
CP789R-26	T025180	2,600	0.43	320	3/8	10	3/8-24	3.1	4.2	2.49	1.13	7.01	178	29	14	<2,5	-	95	106	1/4
CP789R-42	T025198	4,200	0.43	320	3/8	11	3/8-24	1.8	2.5	2.49	1.13	7.01	178	29	14	<2,5	-	96	107	1/4

All models: Hose int. 3/8" (10mm) - @90 PSI (@6.3 Bar)

Listed specifications are for reference only. Please check documents in each tool.



Classic tools

Hammers & Belt Sander

800 RPM



CP714

DURABILITY & PRECISION

FEATURES AND BENEFITS

- Heavy duty pistol grip hammer
- Speed regulator and positive action trigger for precise control
- High durability thanks to its aluminum housing



CP717

POWER & DURABILITY

FEATURES AND BENEFITS

- Heavy duty pistol grip hammer
- Standard .498" round shank
- Positive action trigger for a better precision



CP858

PRODUCTIVITY & DURABILITY

FEATURES AND BENEFITS

- Quick change belt replacement for easier maintenance
- Handle exhaust for better operator comfort
- Adjustable sanding arm

CP714 Kit

See details on page 118

CP717 Kit

See details on page 118

See accessories page 119

MODEL	PART NUMBER	BORE		STROKE		SHANK		BLOWS PER MINUTE	AIR CONS. @LOAD		WEIGHT		LENGTH		VIBRATION LEVEL ISO 28927 (M/S ²)		SOUND PRESS. ISO 15744 - dB(A)	SOUND POWER	AIR INLET	
		in.	mm	in.	mm	shape	in.		mm	in.	mm	lb	kg	in.	mm	a				k
CP714	T012735	0.55	14	3.15	80	Round	0.401	10.2	2000	8.5	4	3.33	1.51	7.48	190	13.2	5.8	95	102.5	1/4
CP717	T020120	0.75	19	2.68	68	Round	0.402	12.7	1800	12	5.9	4.74	2.15	7.48	190	20.4	6.2	91.5	106	1/4

MODEL	PART NUMBER	FREE SPEED	POWER		BELT CAPACITY		AIR CONS. AT FREE SPEED		AIR CONS. @LOAD		NET WEIGHT		LENGTH		VIBRATION LEVEL ISO 28927 (M/S ²)		SOUND PRESS. ISO 15744 - dB(A)	SOUND POWER	AIR INLET
			hp	W	in.	mm	cfm	l/s	cfm	l/s	lb	kg	in.	mm	a	k			
CP858	T025179	18000	0.4	300	3/8x13	10x330	22	10	46	22	1.87	0.85	10.83	275	<2.5	-	92.8	103.8	1/4

All models: Hose int. 3/8" (10mm) - @90 PSI (@6.3 Bar)

Listed specifications are for reference only. Please check documents in each tool.

Saw, Shear & Cutter



CP881

INTENSE CUTTING

FEATURES AND BENEFITS

- Great power and speed of 9,500 strokes per minute
- Rugged construction designed for intensive use
- Adjustable guard guide
- Comfortable rubber grip
- Includes (1) 32T saw blade



CP785S

RELIABLE & POWERFUL

FEATURES AND BENEFITS

- Powerful motor with 0.5 hp (370 W) which can cut metal up to 18-gauge (1.1 mm - 0.04")
- Triple idler planetary gearing for better reliability
- Ergonomic handle design



CP861

DURABILITY & POWER

FEATURES AND BENEFITS

- Heavy-duty high speed cutter
- Rugged, energy efficient 0.5hp (370 W) motor
- Lightweight tool: 1.63 lbs (0.74kg)
- Square handle design for positive grip
- Lock-off lever to prevent accidental start-up



WHEELS FOR CP861

ACCESSORY'S DESCRIPTION	PART NUMBER
Set of 5 wheels Ø 2-7/8"x1-1/16"x3/8" - 73x1,6x9,52mm	CA155312

See accessories page 119

MODEL	PART NUMBER	STROKES PER MINUTES	STROKES LENGHT		AIR CONS. @LOAD		NET WEIGHT		LENGTH		VIBRATION LEVEL ISO 28927 (M/S2)		SOUND PRESS.	SOUND POWER	AIR INLET	
			in.	mm	cfm	l/s	lb	kg	in.	mm	a	k	ISO 15744 - dB(A)		in.	
CP881	T023916	9500	3/8	10	5.9	2.8	1.63	0.74	8.62	219	23.2	6.6	95	84	1/4	
MODEL	PART NUMBER	STROKES PER MIN	AIR CONS. @LOAD		NET WEIGHT		LENGTH		VIBRATION LEVEL ISO 28927 (M/S2)		SOUND PRESS.	SOUND POWER	AIR INLET			
			cfm	l/s	lb	kg	in.	mm	a	k	ISO 15744 - dB(A)		in.			
CP785S	T023200	2400	15	7.3	1.9	0.86	9.02	229	10.5	3.2	95	84	1/4			
MODEL	PART NUMBER	POWER	CHUCK/WHEEL SIZE		FREE SPEED	AIR CONS. @LOAD		NET WEIGHT		LENGTH		VIBRATION LEVEL ISO 28927 (M/S2)		SOUND PRESS.	SOUND POWER	AIR INLET
		W	in.	mm	rpm	cfm	l/s	lb	kg	in.	mm	a	k	ISO 15744 - dB(A)		in.
CP861	T022039	370	3	75	20000	8.5	4	1.63	0.74	7.76	197	9.2	2.8	90	79	1/4

All models: Hose int. 3/8" (10mm) - @90 PSI (@6.3 Bar)

Listed specifications are for reference only. Please check documents in each tool.

Classic tools

IMPACT, RATCHET & HAMMER KITS



CP734H Kit

Part No. T025163

Kit includes:

- (1) CP734 - 1/2" Impact
- (5) SAE Sockets
1/2", 5/8", 3/4", 7/8" & 15/16" or

Part No. T025164

Kit includes:

- (1) CP734 - 1/2" Impact
- (5) Metric Sockets
(14, 16, 17, 19 & 22 mm)



CP772HK

Part No. T025171

Kit includes:

- (1) CP772H - 3/4" Impact
- (4) SAE Sockets
15/16", 1", 1-1/16" & 1-1/8" or

Part No. T025162

Kit includes:

- (1) CP772H - 3/4" Impact
- (4) Metric Sockets
(24, 27, 30 & 32 mm)



CP828HK-Metric

Part No. T024448

Kit includes:

- (1) CP828H - 1/2" Ratchet
- (5) Metric Sockets
10, 13, 14, 16 & 17 mm



CP714 Kit

Part No. T025364

Kit includes:

- T012735 CP714 Hammer
- A046073* Flat Chisel
- A046078* Tapered Punch
- A046074 Blank Chisel
- A046071 Twin Blade Panel Cutter



CP717 Kit

Part No. T025365

Kit includes:

- T020120 CP717 Hammer
- A047071 Twin Blade Panel Cutter
- A047050 Rivet Cutter
- A047091 1-1/4" Smoothing Hammer
- A047074 Straight Punch



Accessories Classic tools



TUNE UP KITS & REPAIR KITS

TOOL'S MODEL	TUNE UP KIT PART NUMBER	REPAIR KIT PART NUMBER	REPLACEMENT HEAD
CP734H	CA147716	CA147717	
CP772H	CA149746	CA149747	
CP797/CP797-6	CA131501		
CP828	CA155086		CA155084
CP828H			CA155085
CP854/E	C138089		
CP749	8940158635		

PROTECTIVE COVERS



TOOL'S MODEL	ACCESSORY'S PART NUMBER
CP734H	CA129405
CP772H	CA124745
CP828	CA133961
CP828H	CA133961

DRILL CHUCKS



TOOL'S MODEL	CAPACITY		THREAD	CHUCK PART NUMBER	TYPE	KEY PART NUMBER
	in.	mm	in.			
CP785, CP789R-26	3/8"	10	3/8"-24	C142408	Chuck +Key	CA050120
CP785H, CP789HR	1/2"	13	3/8"-24	2050486963	Chuck +Key	
CP785QC	3/8"	10	3/8"-24	2050502063	Keyless chuck	
CP785	3/8"	10	3/8"-24	40002	Chuck +Key	
	3/8"	10	3/8"-24	CA146490	Keyless (CP785 Metric only)	

GUARD FOR CP854 AND CP857



DESCRIPTION	ACCESSORY'S PART NUMBER
4" (100 mm) Guard	C136898
5" (125 mm) Guard	KF141860
7" (175 mm) Guard	C139081

REAR EXHAUST HOSE ASSEMBLY FOR CP860/E/ES/ESE DIE GRINDERS AND CP734H



DESCRIPTION	ACCESSORY'S PART NUMBER
Rear exhaust hose assembly, includes:	CA127175
Attachment Ferrule	KF127211

SAW BLADE FOR CP881



DESCRIPTION	PART NUMBER
18T Saw blades (5)	CA146719
24T Saw blades (5)	CA146720
32T Saw blades (5)	CA146721

WHEEL FOR CP861



DESCRIPTION	PART NUMBER
Package of 5 wheels (ø 2-7/8"x1/16"x3/8" - 73x1.6x9.52 mm)	CA155312

WORKSHOP EQUIPMENT



Jack Stands



CP82 SERIES

HIGH QUALITY AND STABLE JACK STANDS

High quality stable jack stands for tire changing and maintenance operations on light vehicles



FEATURES AND BENEFITS

- Feet with extra large plate for high stability resistant to sinking into the ground
- Self-locking handle with composite tip and locking pin bring high security
- Ductile iron support column and rugged steel frame construction for durability and robustness
- Ratchet action for height adjustment to ease operation
- Sold by pair

See accessories page 131

MODEL	PART NUMBER	CAPACITY		WEIGHT		MIN. HEIGHT		MAX HEIGHT		STROKE		WIDTH		DEPTH		POSITION IN HEIGHT
		tons	lb	kg	lb	in.	mm	in.	mm	in.	mm	in.	mm	in.	mm	
CP82020	8941082020	2	4400	2.5	5.5	11.02	280	16.73	425	7.17	182	7.7	195	7.2	182	10
CP82030	8941082030	3	6610	3	6.6	11.81	300	17.91	455	7.17	182	9.8	250	7.2	182	11
CP82060	8941082060	6	13200	5	11.0	15.75	400	24.41	620	10.16	258	11.1	283	10.2	258	12
CP82120	8941082120	12	26400	10	22.0	11.81	300	17.72	450	5.91	150	-	-	5.9	150	-
CP82200	8941082200	20	44000	18	39.7	13.78	350	19.69	500	5.91	150	-	-	7.8	200	-

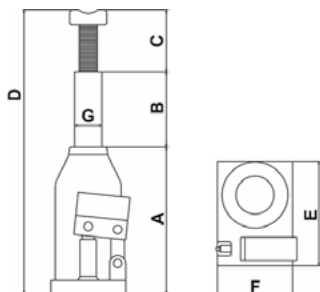
Bottle Stands



CP81 SERIES

VERSATILE HIGH LIFT CAPACITY BOTTLE JACKS

High lifting capacity bottle jacks for general mechanics, workshop MRO or roadside assistance.



FEATURES AND BENEFITS

- Large base plate for high standing and stability
- Double guidance and chromed steel piston made from one piece, thereby providing maximum capacity and durability
- Automatic welded construction for a 100% seal, robustness, and ease of disassembly
- Threaded extension within piston for fast and easy height adjustment
- Safety valve to protect against overloading

See accessories page 131

MODEL	PART NUMBER	CAPACITY	WEIGHT	DIMENSIONS															
				A		A + B (MAX)		C (+THREAD)		D		E		F		G			
		tons	lb	kg	lb	in.	mm	in.	mm	in.	mm	in.	mm	in.	mm	in.	mm	in.	mm
CP81020	8941081020	2	4400	2.4	5.29	7.1	180	11.7	297	2.1	52	13.7	347	4.7	120	3.2	80	0.8	20
CP81030	8941081030	3	6610	2.9	6.39	7.5	190	12.0	304	2.4	62	14.4	366	4.9	125	3.4	85	0.9	23
CP81050	8941081050	5	11000	3.8	8.38	7.9	200	12.7	322	2.8	70	15.4	390	5.5	140	3.5	90	1.1	29
CP81080	8941081080	8	17600	5.8	12.79	7.9	200	12.7	322	2.8	72	15.5	394	6.3	160	3.9	100	1.4	35
CP81120	8941181120	12	26400	6.7	14.77	7.1	180	10.8	275	3.0	76	13.7	347	6.9	175	4.7	120	1.7	43
CP81200	8941081200	20	44000	9.1	20.06	7.3	185	13.2	335	3.5	90	18.8	478	7.7	195	5.7	145	2.1	53
CP81300	8941081300	30	66100	18.3	40.34	11.2	285	17.9	454	2.8	70	20.2	514	8.1	205	5.5	140	2.4	62

Lift equipment



CP80 SERIES

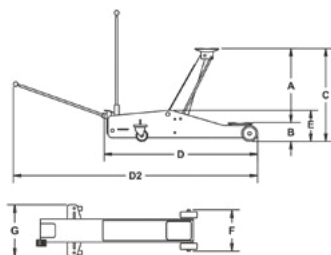
DESIGNED FOR VERSATILITY AND STURDINESS

Rugged and low profile trolley jacks to leverage all light vehicles



FEATURES AND BENEFITS

- Super low pick-up height to go easily under low profile vehicles
- Equipped with a double pump design to increase lifting speed and ergonomic foot pedal for fast approach without load
- Heavy duty steel welded chassis with reinforcing rims to ensure high resistance and durability
- Lifting arm allows high lifting capacities - height to max. 550 mm / 21.65 in. for use in SUV or pickup trucks.
- Includes a safety valve to prevent overloading

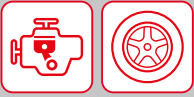


See accessories page 131

MODEL	PART NUMBER	CAPACITY	WEIGHT	DIMENSIONS																	
				A		B		C		D		D2		E		F		G			
		tons	lb	kg	lb	in.	mm	in.	mm	in.	mm	in.	mm	in.	mm	in.	mm	in.	mm	in.	mm
CP80020	8941181020	2	4400	39.4	86	16.9	430	3	75	19.9	505	29.5	750	77.2	1960	5.9	150	10.6	270	14.7	375
CP80022*	8941098900	2.5	5511.5	31.5	69.44	16.7	425	3	75	19.6	500	26.9	685	77.2	1960	5.9	150	10.2	260	13.5	345
CP80030	8941181030	3	6610	45	99.20	17.9	455	3.7	95	21.7	550	30.7	860	77.9	1979	6.3	160	6.3	257	14.7	375
CP80032*	8941098920	3	6610	38	83.7	16.9	430	3.7	95	20.6	525	30.3	771	72.5	1842	5.8	148	11.1	283	14.4	368

* only for NA market.

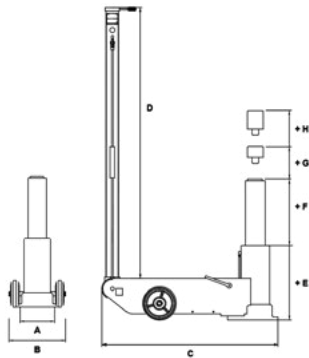
Air Hydraulic Jacks



CP85 SERIES

THE AIR HYDRAULIC JACK RANGE FOR HEAVY VEHICLES

Durable air hydraulic jack range for tire changing and maintenance of heavy vehicles



See accessories page 131

FEATURES AND BENEFITS

- Air powered piston for fast, high lift capacity on high-axle vehicles
- Hard chromium plated piston guarantees durability and resistance to corrosion
- Low profile construction allows easy access to lift low chassis trucks and buses
- Long handlebar allows easy access and control when fully positioned under vehicle.
- Handlebar locks in 3 positions: 45°, 90°, and 180° for easy manoeuvring.

MODEL	PART NUMBER	CAPACITY	WEIGHT	DIMENSIONS																			
				A		B		C		D		D+E		E		F		G		P			
		Max.Lift.Cap. (lb)	Ton	kg	lb	in.	mm	in.	mm	in.	mm	in.	mm	in.	mm	in.	mm	in.	mm	in.	mm	in.	mm
CP85030	8941085030	66,100	30	38	84	5.9	150	6.9	176	11.5	290	9.5	240	12.8	326	3.4	86	8.8/11.4	223/289	53.6	1365	2.8	71
CP85031	8941085031	66,100	30	38	84	5.9	150	6.9	176	11.5	290	9.5	240	12.8	326	3.4	86	8.8/11.4	223/289	53.6	1365	2.8	71
CP85050	8941085050	110,000	50	60	132	6.3	160	7.9	200	11.2	282	18.6	470	21.8	555	3.4	85	8.7/11.1/13.9	222/283/352	56.2	1430	2.8	71
CP85080	8941085080	176,000	80	103	227	9.1	230	10.0	254	13.5	340	16.4	415	20.4	520	4.2	105	13.4/17.4	341/443	63.3	1610	3.2	82
CP85100	8941085100	220,000	100	105	232	8.5	215	10.8	209	13.5	341	28.6	723	33.7	860	5.5	137	12.3/15.8/19.3	313/403/490	62.9	1600	2.8	70

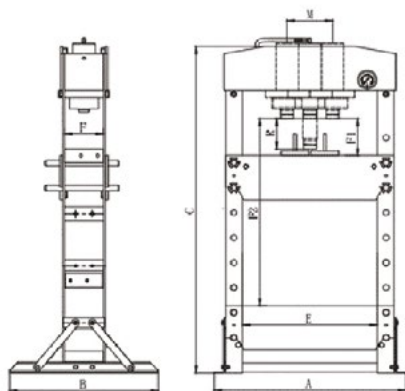
Workshop Presses



CP86 SERIES

HIGH DURABILITY WORKSHOP PRESSES

Durable, robust workshop press range dedicated to maintenance operations



FEATURES AND BENEFITS

- 2 steps stroke system: one for quick approach and a high precision small stroke for fine load tuning
- Durable, robust steel frame
- 2 holes in each foot to fix to the floor ensuring improved stability
- 2 dismantable steel rods to adjust the bench, with a dedicated winch to allow operators to work alone
- Delivered with 2 V blocks Large gauge measuring short and metric tons
- For North American Markets: supplied with metal protective net

See accessories page 131

MODEL	PART NUMBER	COMPRESSION FORCE				DIMENSIONS																	
		tons	lb	kg	lb	A		B		C		E		F		F1		F2		R		M	
						in.	mm	in.	mm	in.	mm	in.	mm	in.	mm	in.	mm	in.	mm	in.	mm	in.	mm
CP86100	8941086100	100	220,000	766	1689	47	1200	35	900	72	1830	30.9	787	11.7	300	4.5	114	32.1	814	11.9	300	9.2	235
CP86150	8941086150	15	33,000	76	166	28	700	21	540	35	882	19.7	500	4.7	120	6.2	157	18	457	6.3	160	-	-
CP86200	8941086200	20	44,000	105	232	29	740	28	700	70	1772	20.1	510	5.2	132	7.3	185	46.3	1175	7.3	186	-	-
CP86300	8941086300	30	66,100	167	368	31	795	28	700	70	1772	21.1	535	5.5	140	5.9	151	40.6	1031	6.3	160	7.9	200
CP86500	8941086500	50	110,000	298	657	41	1030	32	800	72	1830	28.7	730	8.1	207	2.7	68	41.3	1048	7.9	200	9.6	245
CP86750	8941086750	75	165,000	498	1098	45	1140	32	800	72	1840	31.5	800	9.6	245	6.8	170	34.8	884	9.9	250	10.2	260

Not marketed in the USA & Canada

Workshop Presses

15 ton



CP86150

FEATURES AND BENEFITS

- 2 steps stroke system: one for quick approach and a high precision small stroke for fine load tuning
- Durable, robust steel frame
- 2 holes in each foot to fix to the floor ensuring improved stability
- 2 dismantable steel rods to adjust the bench, with a dedicated winch to allow operators to work alone

30 ton



CP86300

100 ton



CP86100

FEATURES AND BENEFITS

- The Air foot driven pump enables fast, easy performance
- 2 steps stroke system: one for quick approach and a high precision small stroke for fine load tuning
- Durable, robust steel frame
- 2 holes in each foot to fix in the floor guarantee higher stability
- 2 dismantable steel rods adjustable to the bench and a dedicated winch to allow operators to work alone

CP86151

Same features as CP86150, **marketed for the North American markets**, supplied with metal protective net

CP86301

Same features as CP86300, **marketed for the North American markets**, supplied with metal protective net

CP86101

Same features as CP86100, **marketed for the North American markets**, supplied with metal protective net

See accessories page 131

MODEL	PART NUMBER	COMPRESSION FORCE				DIMENSIONS																	
		tons	lb	kg	lb	A		B		C		E		F		F1		F2		R		M	
						in.	mm	in.	mm	in.	mm	in.	mm	in.	mm	in.	mm	in.	mm	in.	mm	in.	mm
CP86101*	8941086101	100	220,000	766	1689	47	1200	35	900	72	1830	30.9	787	11.7	300	4.5	114	32.1	814	11.9	300	9.2	235
CP86151*	8941086151	15	33,000	76	166	28	700	21	540	35	882	19.7	500	4.7	120	6.2	157	18	457	6.3	160	-	-
CP86201*	8941086201	20	44,000	105	232	29	740	28	700	70	1772	20.1	510	5.2	132	7.3	185	46.3	1175	7.3	186	-	-
CP86301*	8941086301	30	66,100	167	368	31	795	28	700	70	1772	21.1	535	5.5	140	5.9	151	40.6	1031	6.3	160	7.9	200
CP86501*	8941086501	50	110,000	298	657	41	1030	32	800	72	1830	28.7	730	8.1	207	2.7	68	41.3	1048	7.9	200	9.6	245
CP86751*	8941086751	75	165,000	766	1689	47	1200	35	900	72	1830	30.9	787	11.7	300	4.5	114	32.1	814	11.9	300	9.2	235

* only for NA market.

Crane



CP83100

FAST OPERATION & SAFE WORKSHOP CRANE FOR DAILY APPLICATIONS

For operators looking for a fast and safe workshop crane, CP83100 is the best in choice for general mechanic applications on Light vehicles & Medium Duty Trucks.

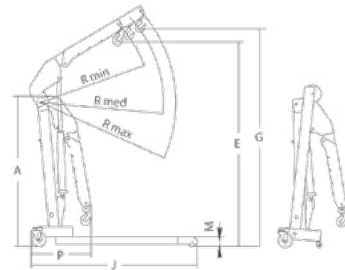
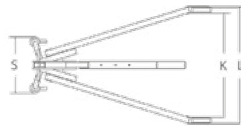


Not marketed in the USA & Canada



FEATURES AND BENEFITS

- Fast Operation: 2x quicker than competition because of double pump system
- Safety: Feet locking system for folded and working positions & Dead man release valve
- High Access UP to 53.1 in / 1350 mm @ 500 Kg / 1100 lbs.
- Access to Low Clearance Cars:
Low profile wheels and arms - high: 3.54 in - 90 mm
- Easy to Use by only one Operator
because of a swivel pump handle position and a release valve at the bottom of the cylinder



See accessories page 131

DIMENSIONS

MODEL	PART NUMBER	CAPACITY		WEIGHT		DIMENSIONS												
		P1/kg	P1/kg	P1/kg	kg	lb	A	E	G	J	K	L	M	P	S	R MIN.	R MED.	R MAX.
CP83100	8941083100	1000	750	500	98.5	217	1560	2120	2240	1525	790	981	90	480	460	1100	1225	1350

Wheel Dollies



CP84010

EASILY OPERATED AND TRANSPORTED

High quality wheel dolly made especially for tire changing operations for small and medium size trucks



Not marketed in the USA & Canada



FEATURES AND BENEFITS

- Adjustable arms for various wheel sizes enable convenient assembly for different type of vehicles
- Equipped with rollers for easy positioning of wheels onto vehicle stud bolts or holes in brake disks

See accessories page 131

MODEL	PART NUMBER	CAPACITY		MAX FORK WIDTH		WEIGHT		LENGTH		MIN. HEIGHT		MAX HEIGHT	
		kg	lb	mm	in.	kg	lb	mm	in.	mm.	in.	mm	in.
CP84010	8941084010	250	550	305	12.01	31.5	14.3	330	13	970	38.2	1005	39.6

Jump starters



CP90 SERIES

FAST CHARGING AND EASE OF USE

The Chicago Air batteryless jump starters provide convenience and ease to use to professionals who are looking for solutions to jump start a flat battery from light to heavy vehicles.



Not marketed in the USA & Canada



FEATURES AND BENEFITS

- 30 seconds on running engine are needed to recharge the battery and restart vehicles
- Ultracapacitor technology: Batteryless jump starter lasts for at least 1 million cycles for a 5-year warranty
- Equipped with a buzzer to prevent polarity inversion and a fuse to protect the vehicle and booster in case of improper use
- Lighter than standard jump starters and comes with a large, telescopic handle and 2 large wheels for easy transportation
- Jump starts are equipped with full electrical insulation for full protection from electric arcs during set-up

See accessories page 131

MODEL	PART NUMBER	CAPACITY	SHORT CIRCUIT COURANT	POLARITY INVERSION ALARM	PROTECTION FUSE	CHARGE ON		CABLE LENGTH		CABLE SECTION		WEIGHT		LENGTH	
		Farad	AP	A	ft.lb	Sector	Engine	m	ft	m	ft	kg	lb	mm	in.
CP90250	8941090250	250	800	✓	✓	✓	✓	1.1	3.6	50	0.1	8.8	19.4	370	14.6
CP90500	8941090500	500	9000	✓	✓	✓	✓	1.1	3.6	50	0.1	9.7	21.4	370	370
CP90600	8941090600	1360 (12V)-340 (24V)	4000 (12V)-2000 (24V)	✓	✓	✓	✓	1.9	6.2	50	0.1	-	-	-	-

Listed specifications are for reference only. Please check documents in each tool.



Accessories Workshop Equipment

PRESSES



PROTECTION CAGE

FOR MODEL	DESCRIPTION	PART NUMBER
CP86100	Protection Net 100T	8940173459
CP86750	Protection Net 75T	8940173458
CP86151	Protection Net 15T	8940173207
CP86201	Protection Net 20T	8940173208
CP86301	Protection Net 30T	8940173209
CP86501	Protection Net 50T	8940173210



PART NUMBER	DESCRIPTION
8955000039	PRESS PUNCH QUICK CHUCK
8955000040	FRAME BODY
8955000041	D18 PUNCH 18MM DIAMETER
8955000042	D16 PUNCH 16MM DIAMETER
8955000043	D20 PUNCH 20MM DIAMETER
8955000044	D22 PUNCH 22MM DIAMETER
8955000045	D25 PUNCH 25MM DIAMETER
8955000046	D30 PUNCH 30MM DIAMETER
8955000047	D12 PUNCH 12MM DIAMETER
8955000048	D10 PUNCH 10MM DIAMETER
8955000049	PUNCH PLATE
8955000050	DS-8 SET OF PRESS PUNCHES

AIR HYDRAULIC JACKS



ADAPTOR

FOR MODEL	DIMENSION		PART NUMBER
	HEIGHT		
	mm	in.	
CP85030 & CP85050	1,77	45	8940174093
	2,95	75	8940174105
CP85080 & CP85100	1,77	45	8940174271
	2,95	75	8940174272



FOR MODEL	DESCRIPTION	PART NUMBER
CP85031	SA001 Adaptor Type A	8940176085
CP85030		

AIR LINE NETWORK



CP Air Preparation Units

Designed for maximum tool performance



FRL
AIR FLEX
HOSE REELS
HOSES
HOSE WHIP
SPIRAL HOSE
COUPLINGS
OILERS



OTHER ACCESSORIES
BALANCERS

CP

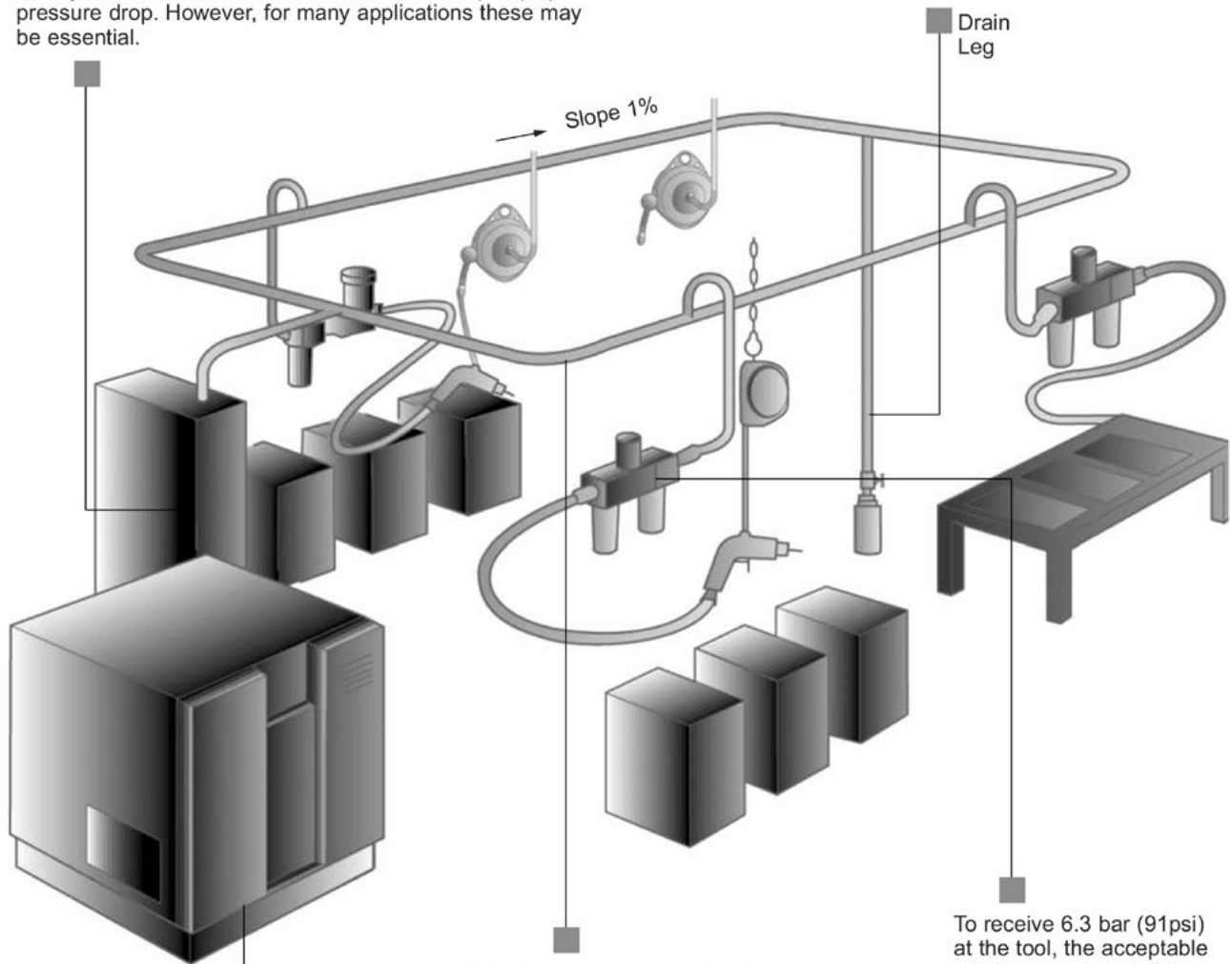
Offers a wider range of couplings to create the best possible solution together with Power Tools.

Air Line Network

CP Air Preparation Units are designed to help you get maximum performance from your tools. They ensure minimal pressure drop and thus minimum energy losses in the air distribution system, benefiting the environment and cutting your operating costs.

The lifetime of your tools will be extended by using air preparation units and with that comes lower repair costs and less downtime. A correct air installation guarantees productivity and good total economy.

Air dryers and filters can cause a 0.2 - 0.3 bar (3-4 psi) pressure drop. However, for many applications these may be essential.



A carefully designed network virtually eliminates pressure drop. We recommend a Ring Main layout which has a slope away from the input of 1%.

To receive 6.3 bar (91psi) at the tool, the acceptable maximum pressure drop from airline accessories is 0.6 bar (9 psi). A combination of high performance components and careful engineering will achieve this.

A normal compressor can deliver up to 7.5 bar (109 psi) air line pressure, depending on start and stop settings.

FILTERS, REGULATORS, LUBRICATORS

Why should you use a filter, regulator and lubricator ?

The use of a filter, regulator and lubricator (in that order) for pretool air preparation is strongly recommended by CP. Proper air preparation will result in improved tool performance and increased tool life. The units should be mounted as close to the tool as possible, preferably right where the tool hose is connected to the system. To realize their full value, these units should be checked on a regular assigned basis by maintenance workers or the operators themselves.

AIR FILTER

Filter separates impurities such as water and solid particles.

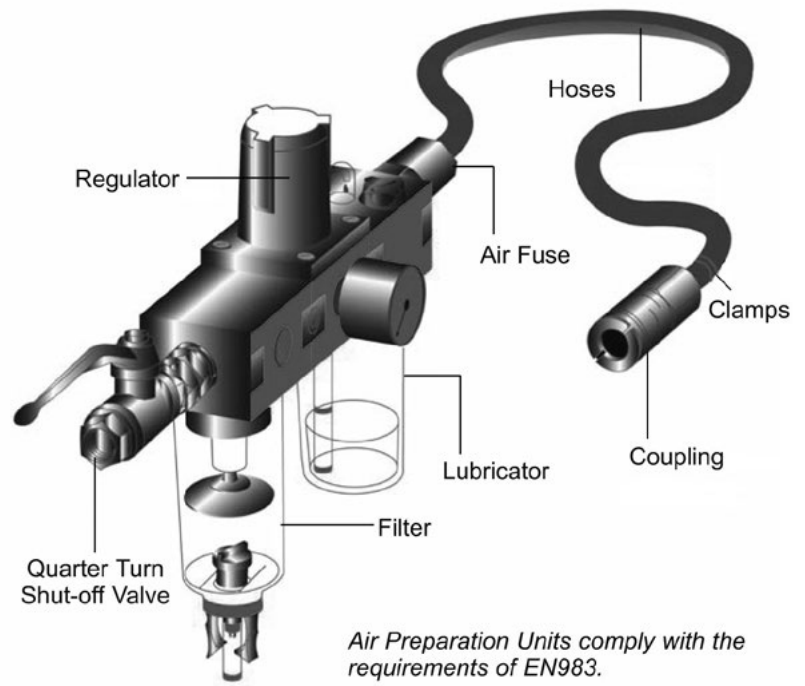
Not using filters in combination with air tools leads to shorter service life, higher maintenance costs and lower efficiency. Old air systems with cool dryers, for instance, generate a lot of rust and running tools without installing a filter could damage the tool in less than a week.

CP filters separate up to 98% of the water when operating within their working range.

REGULATOR

The regulator ensures that the pre-set working pressure remains constant - regardless of pressure variations in the intake air and minor variations in the airflow rate. For example, a pressure of 1 bar higher than necessary results in a 16% increase in air consumption.

TOOL PRESSURE	AIR CONSUMPTION
91 psi (6 bar)	100 %
101 psi (7 bar)	110 %
116 psi (8 bar)	125 %



Spring controlled regulators are quick acting and therefore should be used for all types of air tools.

LUBRICATORS

If lubricators are not used, tool motor vanes will need to be changed more often. The life of the vanes may decrease to as little as 1/10th of the normal working time. The oil fog lubricator is the most common type of lubricator. It supplies a mist of oil to the air hose.

Air Line Network

- CP FRL – Filters, Regulators and Lubricators - units enable your tools to run at optimal performance, hence reducing downtime and increasing productivity.
- Simple to install on the air line with connection thread from 1/2" to 1", the solution can be adapted to customer's needs by choosing the proper modules, Regulator, lubricator, filter or filter-regulator. The automatic oil refilling system help to simplify the maintenance of the installation.
- Using CP FRL is a first step in the reduction of CO2 emission. The diaphragm type pressure valve limit pressure drop even with a high air flow.



FILTER-REGULATOR LUBRICATOR WITH PRESSURE GAUGE (0-150PSI - 0-10 BAR)	THREAD	MAX. AIR FLOW		MAX. PRESSURE		OIL CAPACITY		FILTER	PART NUMBER	
	in.	cfm	l/s	psi	bar	oz	ml		BSP	NPT
COMPOSITE FRL 2 STAGES, SEMI AUTOMATIC DRAIN, AUTOMATIC OIL FIL-IN	1/2"	125	59	232	16	2.7	80	5 micron	6158135640	coming soon
COMPOSITE FRL 2 STAGES, AUTOMATIC DRAIN, AUTOMATIC OIL FIL-IN	3/4"	284	134	232	16	6	180	5 micron	6158135650	coming soon
COMPOSITE FRL 2 STAGES, AUTOMATIC DRAIN, AUTOMATIC OIL FIL-IN	1"	284	134	232	16	6	180	5 micron	6158135660	coming soon



FILTER UNIT	THREAD	PART NUMBER	
	in.	BSP	NPT
FILTER-REGULATOR 1/2" BSP	1/2"	6154501115	coming soon
FILTER-REGULATOR 1" BSP	1"	6154501155	coming soon



LUBRICATOR UNIT	THREAD	PART NUMBER	
	in.	BSP	NPT
LUBRICATOR 1/2" BSP	1/2"	6154501135	coming soon
LUBRICATOR 1" BSP	1"	6154501175	coming soon




REGULATOR UNIT	THREAD	PART NUMBER	
	in.	BSP	NPT
REGULATOR 1/2" BSP	1/2"	6154501125	coming soon
REGULATOR 1" BSP	1"	6154501165	coming soon



FILTER-REGULATOR	THREAD	PART NUMBER	
	in.	BSP	NPT
FILTER-REGULATOR 1/2" BSP	1/2"	6154501105	coming soon
FILTER-REGULATOR 3/4" BSP	3/4"	6154502495	coming soon
FILTER-REGULATOR 1" BSP	1"	6154501145	coming soon

ACCESSOIRES FRL



ITEM	ACCESSORY'S DESCRIPTION	MAINTENANCE KIT
1	Pressure Gauge	6154500925
2	Coupling kit for 1/2" FRL (to connect modules of FRL to each other)	6154500945
2	Coupling kit for 3/4" & 1" FRL (to connect modules of FRL to each other)	6154500955
3	Wall Coupling kit (set of 2) for 1/2" FRL (to fix FRL to stand or other support)	6154500965
3	Wall Coupling kit (set of 2) for 3/4" FRL (to fix FRL to stand or other support)	6154500975
3	Wall Coupling Kit (set of 2) for 1" FRL (to fix FRL to stand or other support)	6154501005
4	Bracket kit for 1/2" FRL	6154500985
5	Automatic drain	6154500935
6	FRL stand	6158136030

ADAPTORS




THREAD		PART NUMBER
MALE BSP	FEMALE NPT	
1/8"	1/8"	61103
1/4"	1/4"	181523
1/2"	1/2"	
3/4"	3/4"	615 813 6510
1"	1"	615 813 5720

THREAD		PART NUMBER
MALE BSP	FEMALE NPT	
1/2"	1/2"	615 813 6170
3/4"	3/4"	
1"	1"	615 813 6190

Air Line Network

THE FLEXIBILITY OF AIR FLEX

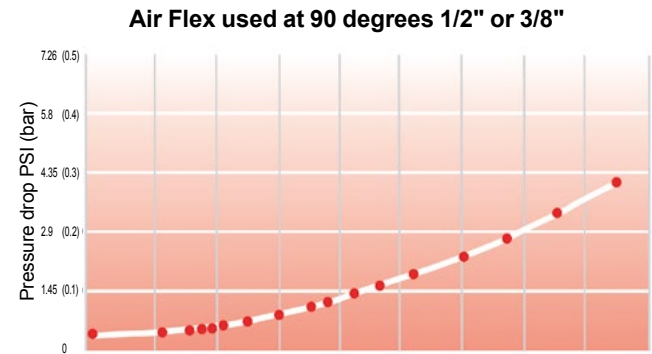
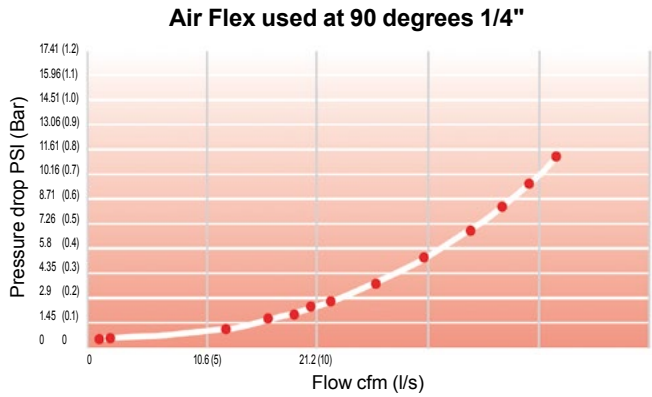


THE NEW CP AIR FLEX MAKES ALL RIGID HOSES FLEXIBLE AND MULTI-DIRECTIONAL.

Easy: less effort due to hose rigidity, makes work easier in hard to reach areas.

Less wear: no more premature hose wear.

Ergonomic and safety: no twisting, the hose remains in the ideal working position and lower the risk of tendinitis.



ACCESSOIRES FRL

MODEL	PART NUMBER	MAX RECOMMENDED AIR FLOW		FEMALE INLET	MALE INLET	WEIGHT		LENGTH		OUTSIDE DIAMETER	
		cfm	l/s			in.	in.	lb	g	in.	mm
BSP											
AIR-FLEX 1/4" BSP	8940171568	25.2	12	1/4"	1/4"	0,17	0,079	2-2/3"	67	15/16"	24
AIR-FLEX 3/8" BSP	8940171570	63.6	30	3/8"	3/8"	0,28	0,126	3-1/4"	82	1-1/16"	29.5
AIR-FLEX 1/2" BSP	8940171566	63.6	30	1/2"	1/2"	0,29	0,132	3-1/4"	82	1-1/16"	29.5
NPT											
AIR-FLEX 1/4" NPT	8940171569	29.7	14	1/4"	1/4"	0,17	0,079	2-2/3"	67	15/16"	24
AIR-FLEX 3/8" NPT	8940171571	74	35	3/8"	3/8"	0,28	0,126	3-1/4"	82	1-1/16"	29.5
AIR-FLEX 1/2" NPT	8940171567	63.6	30	1/2"	1/2"	0,29	0,132	3-1/4"	82	1-1/16"	29.5
AIR-FLEX 1/2" NPT	8940175305	110	52	1/2"	1/2"	0,73	0,330	3-1/4"	114	1-1/16"	39

*Not recommended for percussive tools

ERGONOMIC FEATURES FOR AN OPTIMAL COMFORT



FOR OPEN HOSE REEL TYPES SEE BELOW CHART

RATCHET SPRING

Provides easy locking and retracting of hose

SWIVEL-PLATE BRACKET

Allows 180° movement for easier hose handling

MULTI DIRECTIONAL SWIVEL-INLET

Easy connection fixed pipes

MOVABLE RETAINING BALL

Allows easy adjustment of leader hose to desired length

APPLICATIONS



INDUSTRIAL MAINTENANCE AND PRODUCTION



OFF-ROAD MAINTENANCE APPLICATIONS

CP HOSE REEL SELECTION CRITERIA

- ✓ **First Consider the application and pressure requirements.**
NOTE: All our hose reel work at max working pressure 217psi (15bar)
- ✓ **Next determine the ID (Inside diameter) requirement for the hose (TIP: Always check the hose ID recommended for each tool in the catalogue/online catalogue)**
- ✓ **Then select length of the hose reel and material of hose depending on the work environment.**

IMPROVED DURABILITY



QUALITY & SAFETY TESTED

The most durable hose reel range ever offered by CP



RUBBER PROTECTION
Avoids any stress on the crimping



NEW CRIMPING SYSTEM

Maximum quality for maximum robustness



RATCHET SPRING

Outside access for quick and low cost maintenance



HIGHLY-INCREASED PARTS QUALITY

Long-lasting parts Fully repairable



DRUM SPRING

Up to 25000 cycles Superior durability

CP HOSE REELS RANGE COMPLETE

HOSE Ø: 5/16" (8 MM)

Working Pressure 217psi / 15bar - Working Temperature - 14°F+140°F /-10°C+60°C

MODEL	PART NUMBER	HOSE Ø INSIDE	HOSE Ø OUTSIDE	HOSE LENGTH	HOSE MATERIAL	INCOMING FITTING	END HOSE FITTING	HOSE REEL MATERIAL	FLUID TYPE	HOSE REEL TYPE
NPT HR8108	8940171990	5/16" (8 mm)	1/2" (12mm)	33ft (10m)	PU	1/4" F SWIVELLING	1/4" M FIX	PLASTIC	AIR	CLOSED
BSP HR8108	8940171991	5/16" (8 mm)	1/2" (12mm)	33ft (10m)	PU	1/4" F SWIVELLING	1/4" M FIX	PLASTIC	AIR	CLOSED
NPT HR8208	8940171994	5/16" (8 mm)	1/2" (12mm)	33ft (10m)	KPU	1/4" F SWIVELLING	1/4" M FIX	ALUMINIUM	AIR/WATER	CLOSED
BSP HR8208	8940171995	5/16" (8 mm)	1/2" (12mm)	33ft (10m)	KPU	1/4" F SWIVELLING	1/4" M FIX	ALUMINIUM	AIR/WATER	CLOSED

HOSE Ø: 3/8" (10 MM)

Working Pressure 217psi / 15bar - Working Temperature - 14°F+140°F /-10°C+60°C

MODEL	PART NUMBER	HOSE Ø INSIDE	HOSE Ø OUTSIDE	HOSE LENGTH	HOSE MATERIAL	INCOMING FITTING	END HOSE FITTING	HOSE REEL MATERIAL	FLUID TYPE	HOSE REEL TYPE
NPT HR8110	8940171992	3/8" (10mm)	9/16" (14mm)	52.5ft (16m)	PU	3/8" F SWIVELLING	3/8" M FIX	PLASTIC	AIR	CLOSED
BSP HR8110	8940171993	3/8" (10mm)	9/16" (14mm)	52.5ft (16m)	KPU	3/8" F SWIVELLING	3/8" M FIX	PLASTIC	AIR	CLOSED
NPT HR8210	8940171996	3/8" (10mm)	9/16" (14mm)	52.5ft (16m)	KPU	3/8" F SWIVELLING	3/8" M FIX	ALUMINIUM	AIR/WATER	CLOSED
BSP HR8210	8940171997	3/8" (10mm)	9/16" (14mm)	52.5ft (16m)	KPU	3/8" F SWIVELLING	3/8" M FIX	ALUMINIUM	AIR/WATER	CLOSED
NPT HR9110	8940172000	3/8" (10mm)	9/16" (14mm)	65.6ft (20m)	KPU	1/2" F 90° TURN	3/8" M FIX	STEEL STRUCTURE PLASTIC DRUM	AIR/WATER	OPEN
BSP HR9110	8940172001	3/8" (10mm)	9/16" (14mm)	65.6ft (20m)	KPU	1/2" F 90° TURN	3/8" M FIX	STEEL STRUCTURE PLASTIC DRUM	AIR/WATER	OPEN

HOSE Ø: 1/2" (13 MM)

Working Pressure 217psi / 15bar - Working Temperature - 14°F+140°F /-10°C+60°C

MODEL	PART NUMBER	HOSE Ø INSIDE	HOSE Ø OUTSIDE	HOSE LENGTH	HOSE MATERIAL	INCOMING FITTING	END HOSE FITTING	HOSE REEL MATERIAL	FLUID TYPE	HOSE REEL TYPE
NPT HR8113	8940171998	1/2" (13mm)	11/16" (17mm)	52.5ft (16m)	KPU	1/2" F SWIVELLING	1/2" M FIX	PLASTIC	AIR	CLOSED
BSP HR8113	8940171999	1/2" (13mm)	11/16" (17mm)	52.5ft (16m)	KPU	1/2" F SWIVELLING	1/2" M FIX	PLASTIC	AIR	CLOSED
NPT HR9113	8940172002	1/2" (13mm)	11/16" (17mm)	49ft (15m)	KPU	1/2" F 90° TURN	1/2" M FIX	STEEL STRUCTURE PLASTIC DRUM	AIR/WATER	OPEN
BSP HR9113	8940172003	1/2" (13mm)	11/16" (17mm)	49ft (15m)	KPU	1/2" F 90° TURN	1/2" M FIX	STEEL STRUCTURE PLASTIC DRUM	AIR/WATER	OPEN
BSP HR 9213	8940173324	1/2" (13mm)	13/16" (20.5mm)	49ft (15m)	RUBBER	1/2" F 90° TURN	1/2" M FIX	STEEL STRUCTURE PLASTIC DRUM	AIR/WATER	OPEN
NPT HR9213	8940173325	1/2" (13mm)	13/16" (20.5mm)	49ft (15m)	RUBBER	1/2" F 90° TURN	1/2" M FIX	STEEL STRUCTURE PLASTIC DRUM	AIR/WATER	OPEN

Air Line Network

EFFI MAX HOSES

CP offers the highest quality Effi Max Series hoses with special features as low weight and flexibility to meet ergonomic demands.

Aimed to generic grinding applications

- Extreme low weight
- Antistatic
- Rubber hose
- Soft and flexible
- Welding spatter resistant



DIMENSIONS (IDXOD)		LENGTH		MAX WORKING PRESSURE	AIR FLOW		WEIGHT PER 65.6 FT /20M		PART NUMBER
in. ID	mm	ft	m		PSI (bar)	cfm	l/s	lb	
3/8	9.5x12.5	65.6	20	232 (16)	27.6	13	6.4	2.9	8940169921
1/2	13x18.6	65,6	20	232 (16)	44.5	21	8.6	3.9	6158109000
5/8	16x22.5	65,6	20	232 (16)	91.1	43	10.6	4.8	6158109010
3/4	20x26.1	65,6	20	232 (16)	159	75	11.9	5.4	6158109020

Standard quality hose in PUR and Rubber will provide the best quality product for the price for optimized work with pneumatic tools.

EFFI MAX WHIPS



Always use a hose whip between the tool and the air supply hose. It provides safety and longer tool air inlet life.

HOSE DIAM.		THREAD SIZE	HOSE LENGHT		PART NUMBER	
in.	mm		ft	m	NPT	BSP
3/8	10	1/4	2.0	0.6	CA047270	6158111920
1/2	13	3/8	2.0	0.6	CA049271	6158112640
1/2	13	1/2	2.0	0.6	CA049270	6158111930
5/8	16	1/2	2.0	0.6	615 811 2660	6158112650

EFFI MAX HOSE KITS



Hose kits are equipped with end thread fittings and fittings and available in short length, ready to connect and use.

HOSE DIAM.		THREAD SIZE	HOSE LENGHT		PART NUMBER
in.	mm		ft	m	
1/2	12,5	3/8" Male	9,84	3	8940176677
5/8	16	1/2" Male	6,56	2	8940176678
3/8	10	1/4" Male	6,56	2	8940176679

POLYURETHANE SPIRAL HOSE

Spiral hose are especially adapted for tools used at varying distances. Vertically or horizontally, together with a balancer spiral hose, it is a step forward in ergonomics. Equipped with ball bearing at one end (except the 11x16), they can be directly connected at the tool outlet, avoiding the hose to twist.

- Self retractable
- Light and flexible
- Strong and durable



DIMENSIONS (Ø)		THREAD SIZE	HOSE LENGHT		LENGTH			PART NUMBER	
in.	mm		ft	m	A in. (mm)	B in. (mm)	C in. (mm)	BSP	NPT
1/4"	6.5x10	1/4"	6.6	2	19,7 (500)	5,5 (140)	5,9 (150)		6158109670
1/4"	6.5x10	1/4"	13,12	4	19,7 (500)	13 (330)	5,9 (150)	6158046360	6158109680
1/4"	6.5x10	1/4"	19,68	6	19,7 (500)	20,1 (510)	5,9 (150)	6158046370	6158109690
1/4"	6.5x10	1/4"	26,24	8	19,7 (500)	27,6 (700)	5,9 (150)	6158046380	6158109700
5/16"	8x12	3/8"	6,56	2	19,7 (500)	5,1 (130)	5,9 (150)	6158046390	6158109710
5/16"	8x12	3/8"	13,12	4	19,7 (500)	11,8 (300)	5,9 (150)	6158046400	6158109720
5/16"	8x12	3/8"	19,68	6	19,7 (500)	18,1 (460)	5,9 (150)	6158046410	6158109730
5/16"	8x12	3/8"	26,24	8	19,7 (500)	24,8 (630)	5,9 (150)	6158046420	6158109740
7/16"	11x16	3/8"	6.6	2	19,7 (500)	4,7 (120)	5,9 (150)		6158109750
7/16"	11x17	3/8"	13.1	4	19,7 (500)	10,6 (270)	5,9 (150)		6158109770
7/16"	11x18	3/8"	19.7	6	19,7 (500)	16,5 (420)	5,9 (150)		6158109780

CP's Easy Flow coupling is designed to eliminate air restriction which minimize the pressure drop. Thanks to its innovative design, EF is suited for rough environment and is easy and secure to connect and disconnect with a push and bend principle. The safety feature in EF couplings are vented version to minimize the risk of sudden separation of coupling and nipple.

CP offers a wider range of couplings to create the best possible solution together with Power Tools. The range consists of four types of couplings with different characteristic, all with the focus on quality, ergonomics and performance. To cover most of the global needs CP offers three types of nipple profiles, Euro-, ISO 6150B- and the Asian profile. With the Easy Flow coupling CP can present a unique coupling with no air restriction, minimizing the pressure drop.

Thanks to its innovative design EF is suited for rough environment and it is easy and secure to connect and disconnect with the push and bend principle. The safety feature in EF and Safety Couplings are vented versions to minimize the risk of sudden separation of coupling and nipple.

	AIR FLOW	SAFETY FEATURE	ROUGH ENVIRONMENT	DURABILITY	ERGONOMICS
EF	+++	++	++	++	+++
Quick Release	++		+	+	+++
Claw	+++		+++	+++	

Max air flow capacity (Delta 7.2 psi / 0.5 bar) - Economical air flow (Delta 2.9 psi (0.2 bar)

CP FITTINGS ADAPTABILITY

NIPPLE		ISO6105B 6MM	EURO 7,6MM	EURO 10,4MM	ASIA 7,5MM
CEJN	310	x			
	320		x		
	410			x	
TEME	1300	x			
	1600		x		
	1700			x	
ARO	23-23902	x			
RECTUS	14-22	x			
	25(KA, KB, KD, KE, KL, KS)		x		
	26 (KA, KB, KE)		x		
	27			x	
PREVOST	ARM-ASC-ARC-06	x			
	ESC 07		x		
LEGRIS	14-22	x			
	25(KA, KB, KD, KE, KL, KS)		x		
NITTO	Hi CUPLA200				x



EF COUPLING - EURO SERIES: EUROPE

EF COUPLING - EURO 7.6mm / Max air flow capacity 79 cfm / 37.5 l/s (Delta 7.2 psi / 0.5 bar)

Economical air flow 53 cfm - 25 l/s (Delta 2.9 psi / 0.2 bar)



FEMALE THREAD in.	THREAD TYPE	PART NUMBER
1/4	BSP	6158105170
3/8	BSP	6158105180
1/2	BSP	6158105190



NIPPLES EURO 7.6mm

FEMALE THREAD in.	THREAD TYPE	PART NUMBER	SET OF 10 PCS
1/4"	BSP	6158105910	6158134270
3/8"	BSP	6158105920	6158134280
1/2"	BSP	6158105930	6158134290



MALE THREAD in.	THREAD TYPE	PART NUMBER
1/4	BSP	6158105140
3/8	BSP	6158105150
1/2	BSP	6158105160



MALE THREAD in.	THREAD TYPE	PART NUMBER	SET OF 10 PCS
1/4"	BSP	6158105880	6158134240
3/8"	BSP	6158105890	6158134250
1/2"	BSP	6158105900	6158134260



HOSE CONNECTION mm	PART NUMBER
6	6158105500
8	6158105530
10	6158105540
13	6158105550



HOSE CONNECTOR	PART NUMBER	SET OF 10 PCS
06-07 mm	6158106220	6158134200
08 mm	6158106250	6158134210
09-10 mm	6158106260	6158134220
13 mm	6158106270	6158134230

EF COUPLING -EURO 10,4mm/Max air flow capacity : 72 l/s / 153 cfm (ΔP 0,5 bars / 2,9 PSI)

Economical air flow capacity : 48 l/s / 102 cfm (ΔP 0,2 bars / 2,9 PSI)



FEMALE THREAD in.	THREAD TYPE	PART NUMBER
3/8"	BSP	6158106420
1/2"	BSP	6158106430
3/4"	BSP	



FEMALE THREAD in.	THREAD TYPE	PART NUMBER	SET OF 10 PCS
3/8"	BSP	6158106710	6158134390
1/2"	BSP	6158106720	6158134400
3/4"	BSP	6158106730	6158134410



MALE THREAD in.	THREAD TYPE	PART NUMBER
3/8"	BSP	6158106390
1/2"	BSP	6158106400
3/4"	BSP	6158106410



MALE THREAD in.	THREAD TYPE	PART NUMBER	SET OF 10 PCS
3/8"	BSP	6158106650	6158134360
1/2"	BSP	6158106660	6158134370
3/4"	BSP	6158106670	6158134380



HOSE CONNECTION mm	PART NUMBER
10 mm	6158106510
13 mm	6158106520
16 mm	6158106530



HOSE CONNECTION mm	PART NUMBER	SET OF 10 PCS
10 mm	6158106770	6158134320
13 mm	6158106780	6158134330
16 mm	6158106790	6158134340
19 mm	6158106800	6158134350

Air Line Network



EF COUPLINGS -ISO 6105B MIL-C4109: NORTH AMERICA, FRANCE, ITALY

EF COUPLING - ISO 6150B 6mm /Max air flow capacity : 16.7 l/s / 36 cfm (ΔP 0,5 bars / 7,2 PSI)

Economical air flow capacity : 11 l/s / 23.3 cfm (ΔP 0,2 bars / 2,9 PSI)



FEMALE THREAD in.	THREAD TYPE	PART NUMBER
1/4"	NPT	6158104880
3/8"	NPT	6158104890
1/4"	BSP	6158104820
3/8"	BSP	6158104830



MALE THREAD in.	THREAD TYPE	PART NUMBER
1/4"	NPT	6158104850
3/8"	NPT	6158104860
1/2"	NPT	6158104870
1/4"	BSP	6158104790
3/8"	BSP	6158104800
1/2"	BSP	6158104810



HOSE CONNECTION mm	PART NUMBER
06 mm	6158105300
08 mm	6158105310
10 mm	6158105320
13 mm	6158105330

NIPPLES ISO 6150B 6mm



FEMALE THREAD in.	THREAD TYPE	PART NUMBER	SET OF 10 PCS
1/4"	NPT	6158105650	6158134510
3/8"	NPT	6158105660	6158134520
1/4"	BSP	6158105590	6158134490
3/8"	BSP	6158105600	6158134500



MALE THREAD in.	THREAD TYPE	PART NUMBER	SET OF 10 PCS
1/4"	NPT	6158105620	6158134470
3/8"	NPT	6158105630	6158134480



HOSE CONNECTION mm	PART NUMBER	SET OF 10 PCS
06 mm	6158106040	6158134440
08 mm	6158106050	6158134450
10 mm	6158106060	6158134460

EF COUPLING - ISO 6150B 8mm/ Max air flow capacity : 43 l/s / 91 cfm (ΔP 0,5 bars / 7,2 PSI)

Economical air flow capacity : 27 l/s / 57 cfm (ΔP 0,2 bars / 2,9 PSI)



FEMALE THREAD in.	THREAD TYPE	PART NUMBER
1/4"	NPT	
3/8"	NPT	6158105020
1/2"	NPT	6158105030
1/4"	BSP	6158104950
3/8"	BSP	6158104960
1/2"	BSP	6158104970



MALE THREAD in.	THREAD TYPE	PART NUMBER
1/4"	NPT	6158104980
3/8"	NPT	6158104990
1/2"	NPT	6158105000
1/4"	BSP	6158104920
3/8"	BSP	6158104930
1/2"	BSP	6158104940



HOSE CONNECTION mm	PART NUMBER
08mm	6158105380
10mm	6158105390
16mm	6158105410

NIPPLES ISO 6150B 8mm



FEMALE THREAD in.	THREAD TYPE	PART NUMBER	SET OF 10 PCS
1/4"	NPT		6158134740
3/8"	NPT	6158105780	6158134750
1/2"	NPT	6158105790	6158134760
1/4"	BSP	6158105710	6158134720
3/8"	BSP	6158105720	6158134730
1/2"	BSP	6158105730	6158134930



MALE THREAD in.	THREAD TYPE	PART NUMBER	SET OF 10 PCS
1/4"	NPT	6158105740	6158134690
3/8"	NPT	6158105750	6158134700
1/2"	NPT	6158105760	6158134710
3/8"	BSP	6158105690	



HOSE CONNECTION mm	PART NUMBER	SET OF 10 PCS
08mm	6158106110	6158134650
10mm	6158106120	6158134660
13mm	6158106130	6158134670

EF COUPLING - ISO 6150B 11mm/Max air flow capacity : 76,5 l/s / 162 cfm (ΔP 0,5 bars / 7,2 PSI)

Economical air flow capacity : 52 l/s / 110 cfm (ΔP 0,2 bars / 2,9 PSI)



FEMALE THREAD in.	THREAD TYPE	PART NUMBER
3/8"	NPT	6158105110
1/2"	NPT	6158105120
3/4"	NPT	6158106370
3/8"	BSP	6158105070
1/2"	BSP	6158105080



MALE THREAD in.	THREAD TYPE	PART NUMBER
3/8"	NPT	6158105090
1/2"	NPT	6158105100
3/4"	NPT	6158106350
3/8"	BSP	6158105050
1/2"	BSP	6158105060
3/4"	BSP	6158106340



HOSE CONNECTION mm	PART NUMBER
10mm	6158105460
13mm	6158105470
16mm	6158105480
19mm	6158105490

NIPPLES ISO 6150B 11mm



FEMALE THREAD in.	THREAD TYPE	PART NUMBER	SET OF 10 PCS
3/8"	NPT	6158105860	6158134570
1/2"	NPT	6158105870	6158134580
3/4"	NPT	6158106940	6158134590



MALE THREAD in.	THREAD TYPE	PART NUMBER	SET OF 10 PCS
3/8"	NPT	6158105840	6158134600
1/2"	NPT	6158105850	6158134610
3/4"	NPT	6158106920	6158134620



HOSE CONNECTION mm	PART NUMBER	SET OF 10 PCS
10mm	6158106180	6158134530
13mm	6158106190	6158134540
16mm	6158106200	6158134550
19mm	6158106210	6158134560

EF COUPLING - ASIA 7,5MM: JAPAN, CHINA, INDIA

EF COUPLING - ASIA 7,5mm/ Max air flow capacity : 34 l/s / 72 cfm (ΔP 0,5 bars / 7,2 PSI)

Economical air flow capacity : 23 l/s / 48 cfm (ΔP 0,2 bars / 2,9 PSI)



FEMALE THREAD in.	THREAD TYPE	PART NUMBER
1/4"	BSPT	6158106590
3/8"	BSPT	6158106600
1/2"	BSPT	6158106610



MALE THREAD in.	THREAD TYPE	PART NUMBER
1/4"	BSPT	6158106560
3/8"	BSPT	6158106570
1/2"	BSPT	6158106580



HOSE CONNECTION mm	PART NUMBER
06mm	6158108710
08mm	6158106620
10mm	6158106630
13mm	6158106640

NIPPLES ASIA 7,5mm



FEMALE THREAD in.	THREAD TYPE	PART NUMBER	SET OF 10 PCS
1/4"	BSPT		6158134840
3/8"	BSPT	6158106850	6158134850
1/2"	BSPT	6158106870	6158134860



MALE THREAD in.	THREAD TYPE	PART NUMBER	SET OF 10 PCS
1/4"	BSPT		6158134810
3/8"	BSPT	6158106820	6158134820
1/2"	BSPT	6158106830	6158134830



HOSE CONNECTION mm	PART NUMBER	SET OF 10 PCS
6mm	6158106970	6158134770
8mm	6158106880	6158134780
10mm	6158106890	6158134790
13mm	6158106900	6158134800

Air Line Network

CLAW COUPLING

ECONOMICAL AIR FLOW 593 CFM - 280 L/S



MALE THREAD in.	PART NUMBER	
	NPT	BSP
3/8	6158109070	6158109030
1/2	6158109080	6158109040
3/4	6158109090	6158109050
1	6158109100	6158109060

FEMALE THREAD in.	PART NUMBER	
	NPT	BSP
3/8	6158109150	6158109110
1/2	6158109160	6158109120
3/4	6158109170	6158109130
1	6158109170	6158109140

QUICK RELEASE COUPLINGS - EURO SERIES: EUROPE

EURO 7,6mm/ Max air flow capacity : 16,5 l/s / 35 cfm (ΔP 0,5 bars / 2,9 PSI)

Ergonomical air flow 23,3 cfm - 11 l/s (ΔP 0,5 bars / 2,9 PSI)



FEMALE THREAD in.	PART NUMBER BSP
1/4	8940176751
3/8	8940176752
1/2	8940176753



NIPPLES EURO 7.6mm

FEMALE THREAD in.	THREAD TYPE	PART NUMBER
1/4	BSP	6158105910
3/8	BSP	6158105920
1/2	BSP	6158105930



MALE THREAD in.	PART NUMBER BSP
1/4	8940176748
3/8	8940176749
1/2	8940176750



MALE THREAD in.	THREAD TYPE	PART NUMBER
1/4	BSP	6158105880
3/8	BSP	6158105890
1/2	BSP	6158105900



HOSE CONNECTION mm	PART NUMBER HOSE
6-7	8940176754
10	8940176755
13	8940176756



HOSE CONNECTOR	PART NUMBER
06-07	6158106220
09-10	6158106260
13	6158106270

EURO 10.4 mm/ Max air flow capacity : 33 l/s / 70 cfm (ΔP 0,5 bars / 2,9 PSI)

Ergonomical air flow 23,3 cfm - 11 l/s (ΔP 0,5 bars / 2,9 PSI)



FEMALE THREAD in.	PART NUMBER BSP
3/8	8940176760
1/2	8940176761
3/4	8940176762



NIPPLES EURO 10.4mm

FEMALE THREAD in.	THREAD TYPE	PART NUMBER
3/8	BSP	6158106710
1/2	BSP	6158106720
3/4	BSP	6158106730



MALE THREAD in.	PART NUMBER BSP
3/8	8940176757
1/2	8940176758
3/4	8940176759



MALE THREAD in.	THREAD TYPE	PART NUMBER
3/8	BSP	6158106650
1/2	BSP	6158106660
3/4	BSP	6158106670



HOSE CONNECTION mm	PART NUMBER HOSE
13	8940176763
16	8940176764
19	8940176765



HOSE CONNECTOR	PART NUMBER
13	6158106780
16	6158106790
19	6158106800

HOSE CONNECTORS SCREW



ACCESSORY'S DESCRIPTION	THREAD SIZE	THREAD TYPE	INTERNAL HOSE Ø	PART NUMBER
Hose connector screw 6mm M 1/4" BSP	1/4"	BSP	6	8951011801
Hose connector screw 8mm M 1/4" BSP	1/4"	BSP	8	8940175922
Hose connector screw 10mm M 1/4" BSP	1/4"	BSP	10	8940175923
Hose connector screw 8mm M 3/8" BSP	3/8"	BSP	8	8940175924
Hose connector screw 10mm M 3/8" BSP	3/8"	BSP	10	8940175925
Hose connector screw 13mm M 3/8" BSP	3/8"	BSP	13	8951011804
Hose connector screw 10mm M 1/2" BSP	1/2"	BSP	10	8940175926
Hose connector screw 13mm M 1/2" BSP	1/2"	BSP	13	8951011805
Hose connector screw 16mm M 1/2" BSP	1/2"	BSP	16	8940175927
Hose connector screw 16mm M 3/4" BSP	3/4"	BSP	16	8940175928
Hose connector screw 16mm M 1" BSP	1"	BSP	25	8940175929

REDUCER



THREAD		PART NUMBER
MALE BSP	FEMALE BSP	
3/8"	1/4"	8951011823
1/2"	1/4"	8951011839
1/2"	3/8"	8951011828

DOUBLE CONNECTOR




THREAD		PART NUMBER
MALE BSP	FEMALE BSP	
1/4"	1/4"	8951011822
3/8"	1/4"	8951011824
1/2"	3/8"	8951011825

AIR FUSES

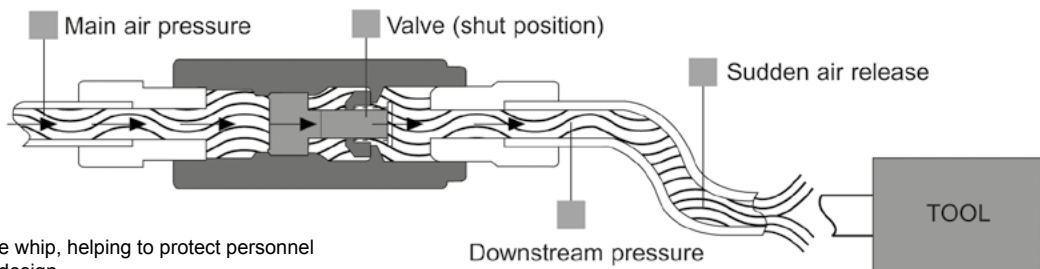
When a fitting comes loose or detached from a pressurized hose or the hose is damaged, the line pressure may cause hose whip. This dangerous situation can easily cause injury and damage. Fuses are used to reduce the likelihood of potentially dangerous hose whip. Air Fuses are designed to quickly shut off the supply air and reset automatically when the back pressure in the line downstream is restored.

Air Fuses help to meet OSHA requirement 1926.302 (USA) and may eliminate the need for restraining or shielding hose, as required by European Standard EN983.



MATERIALS

Body	Anodised aluminium
Internal parts	Brass
Spring	Stainless steel



- Reduces risk of hose whip, helping to protect personnel
- Simple and reliable design
- High life expectancy
- Aluminum anodised body for high corrosion resistance
- Auto-Reset to restart downstream activity with the minimum downtime.

PORT SIZE	PRESSURE DROP AT SHUT OFF FLOW		SHUT OFF FLOW RATE AT 7 BAR		TOOL MAX AIR FLOW		FOR FLOW RATES	PART NUMBER	
	bar	psi	l/s	cfm	l/s	cfm		BSP	NPT
1/4"	0,14	2,03	7,8	16,4	5	10,5	Low	6158112420	6158112450
1/4"	0,3	4,35	13	27,3	10	21	High	110402	6158112460
3/8"	0,14	2,03	18	37,8	10	21	Low	110422	6158112470
3/8"	0,3	4,35	32	67,2	25	52,5	High	110432	6158112480
1/2"	0,3	4,35	45	94,5	35	73,5	High	110442	6158112490
3/4"	0,3	4,35	75	157,5	60	126	High	6158112430	6158112500
1"	0,3	4,35	86	180,6	70	147	High	6158112440	110542

Accessories

BALANCERS - CP9911 TO CP9950

The CP balancers are premium quality products developed to take the weight of the tool away from the operator's arm. They eliminate stress and fatigue and help improve productivity. Ideally suited for heavy tools and/or repetitive tasks.

Spring retractor:

- Cylindrical shape
- Automatic load retraction
- Working area remains free
- Cable made of stainless steel
- Aluminium housing
- 5.2 to 8.2 ft (1,600 to 2,500 mm) cable stroke

CP9936



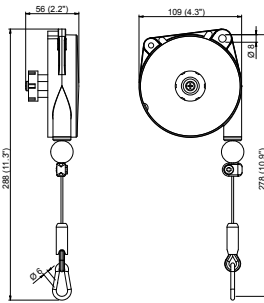
CP9920



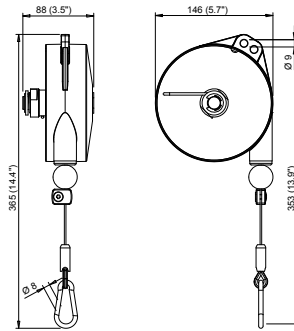
CP9911



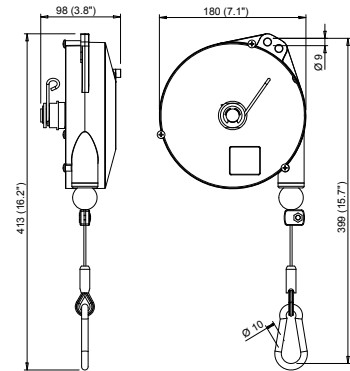
CP9911 to CP9913



CP9920 to CP9923



CP9936 to CP9950



MODEL	LOAD RANGE		STROKE		NET WEIGHT		PART NUMBER
	lb.	kg	ft	mm	lb.	kg	
Light duty balancers							
CP9911	0.8-2.2	0.4-1.0	5.2	1,600	1.3	0.6	8941099110
CP9912	2.2-4.4	1.0-2.0	5.2	1,600	1.3	0.6	8941099120
CP9913	4.4-6.6	2.0-3.0	5.2	1,600	1.5	0.7	8941099130
Medium duty balancers							
CP9920	2.2-5.5	1.0-2.5	6.5	2,000	4.4	2.0	8941099200
CP9921	4.4-8.8	2.0-4.0	6.5	2,000	4.4	2.0	8941099210
CP9922	8.8-13.2	4.0-6.0	6.5	2,000	5.1	2.3	8941099220
CP9923	13.2-17.6	6.0-8.0	6.5	2,000	2.5	5.5	8941099230
Medium duty balancers							
CP9936	4.4-8.8	2.0-4.0	8.2	2,500	6.4	2.9	8941099360
CP9937	8.8-13.2	4.0-6.0	8.2	2,500	7.1	3.2	8941099370
CP9938	13.2-17.6	6.0-8.0	8.2	2,500	7.7	3.5	8941099380
CP9939	17.6-22.0	8.0-10	8.2	2,500	8.2	3.7	8941099390
CP9940	22.0-30.8	10-14	8.2	2,500	8.8	4.0	8941099400
CP9946*	4.4-8.8	2.0-4.0	8.2	2,500	6.6	3.0	8941099460
CP9947*	8.8-13.2	4.0-6.0	8.2	2,500	7.3	3.3	8941099470
CP9948*	13.2-17.6	6.0-8.0	8.2	2,500	7.9	3.6	8941099480
CP9949*	17.6-22.0	8.0-10	8.2	2,500	8.4	3.8	8941099490
CP9950*	22.0-30.8	10-14	8.2	2,500	8.8	4.0	8941099500

* Equipped with a stroke locking device

BALANCERS - CP9954 TO CP9971

Reaction free:

- Conical shape
- Constant retracting force
- Holds the selected height
- Cable made of stainless steel
- Aluminium housing
- 6.5 ft (2,000 mm) cable stroke

CP9970



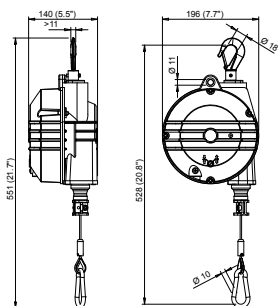
CP9964



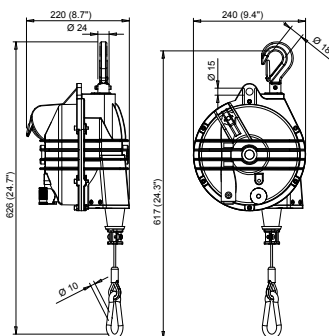
CP9954



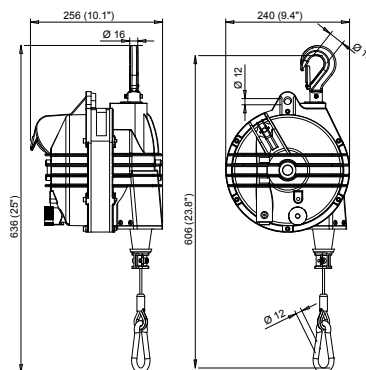
CP9954 to CP9959



CP9964 to CP9969



CP9970 - CP9971



MODEL	LOAD RANGE		STROKE		NET WEIGHT		PART NUMBER
	lb.	kg	ft	mm	lb.	kg	
Medium duty to heavy duty balancers							
CP9954	8.8-15.4	4.0-7.0	6.5	2,000	11.0	5.0	8941099540
CP9955	15.4-22	7.0-10	6.5	2,000	12.1	5.5	8941099550
CP9956	22-30.9	10-14	6.5	2,000	12.1	5.5	8941099560
CP9957	31-39.7	14-18	6.5	2,000	14.3	6.5	8941099570
CP9958	39.7-48.5	18-22	6.5	2,000	13.2	6.0	8941099580
CP9959	48.5-55	22-25	6.5	2,000	14.6	6.6	8941099590
Heavy duty balancers							
CP9964	55-66	25-30	6.5	2,000	25.4	11.5	8941099640
CP9965	66-77	30-35	6.5	2,000	26.0	11.8	8941099650
CP9966	77-99	35-45	6.5	2,000	27.3	12.4	8941099660
CP9967	99-121	45-55	6.5	2,000	27.6	12.5	8941099670
CP9968	121-143	55-75	6.5	2,000	30.0	13.6	8941099680
CP9969	143-165	65-75	6.5	2,000	32.0	14.5	8941099690
Super heavy duty balancers							
CP9970	165-198	75-90	6.5	2,000	38.1	17.3	8941099700
CP9971	198-231	90-105	6.5	2,000	39.7	18.0	8941099710

Accessories

BALL VALVES

Suitable for air, water and many other liquids and gases.



DESCRIPTION	FEMALE THREAD	PART NUMBER	
	in.	NPT	BSP
CP BAL 08	1/4	6158109490	6158109410
CP BAL 10	3/8	6158109500	6158109420
CP BAL 15	1/2	6158109510	6158109430
CP BAL 20	3/4	6158109520	6158109440
CP BAL 25	1	6158109530	6158109450
CP BAL 32	1-1/4	-	6158109460
CP BAL 40	1-1/2	-	6158109470
CP BAL 50	2	-	6158109480

LUBRICATION



OIL PROTECTO-LUBE

ACCESSORY'S DESCRIPTION	PART NUMBER
Oil for cleaning motor parts (0,12L)	8940176598
Oil for cleaning motor parts (0,59L)	8940176597
Oil for air lubrication (3,8L)	8940176599



INLINE OILERS

PART NUMBER	CAPACITY	THREAD SIZE	MAX WORKING PRESSURE
6158120480	30 ML	1/4" BSP	34,0 bar (500 psi)
6158120490	40 ML	1/2" BSP	34,0 bar (500 psi)
6158120500	110 ML	3/4" BSP	18,0 bar(260 psi)



MINI OILER

ACCESSORY'S DESCRIPTION	PART NUMBER
2050524123	1/4" NPT Mini Oiler
2050524293	3/8" NPT Mini Oiler



360° SWIVEL AIR INLET

Aimed to improve the working ergonomoy, Air flex connectors can rotate 360° eliminating efforts when working in cramped spaces

	PART NUMBER
Swivel	8940158412

* Air Inlet: 1/4" BSP

BLOW GUN



DESCRIPTION	PART NUMBER
Blow gun standard	615 811 2690
Blow gun standard silencer	615 811 2700
Blow gun extended nozzle	615 811 2710
Blow gun extended nozzle silencer	615 811 2720

All models: Air inlet 1/4"BSP

GENERAL SAFETY INSTRUCTIONS FOR THE OPERATION OF POWER TOOLS

The goal of CP is to produce tools that help the operator work safely and efficiently. The most important safety device for this or any tool is the operator. Care and good judgement are the best protection against injury. All possible hazards cannot be covered here, but we have tried to highlight some of the important ones. Individuals should look for and obey Caution, Warning and Danger Signs placed on tools, and displayed in the workplace. Operators should read and follow safety instructions packed with each tool. For a copy of these instructions, contact your nearest CP representative via www.cp.com.

Learn how each tool works. Even if you have previously used similar tools, carefully check out each tool before you use it. Get the "feel" of it and know capabilities, limitations, potential hazards, how it operates and how it stops.



WARNING

Multiple Hazards. Read and understand safety instructions supplied with tool before operating or servicing. Failure to do so can result in serious bodily injury.

All tools are designed to operate on a air line pressure of 90 PSI (6.3 bar +/-0.15) bar in accordance with ISO2787, 8NTC1.2. Sound levels +/- 3dB(A)* are measured in accordance with EN ISO15744. Vibration values* are measured in accordance with ISO8662 & ISO28927

A higher pressure could affect the tools lifespan, and operator safety (excessive vibration, or abrasive over-speed and burst risk). We recommend the use of a gauge equipped FRL for every tool to operate this adjustment.

*These declared values were obtained by laboratory type testing in accordance with the stated standards and are suitable for comparison with the declared values of other tools tested in accordance with the same standards. These declared values are not adequate for use in risk assessments and values measured in individual work places may be higher. The actual exposure values and risk of harm experienced by an individual user are unique and depend upon the way the user works, the workpiece and the workstation design, as well upon the exposure time and the physical condition of the user.

We, CP, cannot be held liable for the consequences of using the declared values, instead of values reflecting the actual exposure, in an individual risk assessment in a work place situation over which we have no control.



Compressed Air Hazards

- Air under pressure can cause injury. Never point an air hose at yourself or anyone else. Never blow your clothes free of dust with compressed air. Always direct exhaust air away from yourself and others in the work area.
- Always check for damaged or loose hoses and fittings before using an air tool, and replace if necessary. Whipping hoses can cause serious injury.
- Disconnect the tool from the air supply when not in use, before changing accessories, setting the torque, or when making repairs.
- Do not exceed rated air pressure to increase the output of the tool. This could cause injury and shorten tool life.
- Do not assemble quick coupler on the tool. Vibration can cause breakage resulting in a whipping air hose. Instead, use quick couplers on the end of a short leader hose.
- When universal twist couplings are used, lock pins must be installed to prevent accidental hose disconnection.
- Air tools are not intended for use in explosive atmospheres and are not insulated for contact with electric power sources.



Projectile Hazards for all air tools

- Always wear impact resistant eye and face protection when involved with or near the operation or the repair of air tools.



Noise Hazards

- Hearing loss can result from prolonged exposure to excessive sound levels.
- Use hearing protection as recommended by your employer or OSHA regulation (see 29 CFR part 1910).



Entanglement Hazards

- To reduce the risk of injury from entanglement, do not wear loose clothing when using rotating accessories.



Additional Hazards

- Slip/Trip/Fall is a major cause of serious injury or death. Beware of excess hose/cord left on the walking or work surface.
- Operators and maintenance personnel must be physically fit to perform job tasks, and handle the bulk, weight and power of the tool.
- Deburring tools should be used to reduce risk of cuts and abrasions due to burrs.
- Wear gloves to protect hands from sharp edges.



Breathing Hazards

- Proper breathing protection must be worn when working with materials which produce airborne particles.



Vibration Hazards

- Repetitive work motions, awkward positions and exposure to vibration may be harmful to your hands and arms.
- If numbness, tingling, pain or whitening of the skin occurs, stop using tool and consult a physician.

SPECIFIC SAFETY INSTRUCTIONS FOR POWER TOOL GROUPS

In addition to the General Safety Instructions, the following are safety instructions and warnings that apply to the safe operation of specific power tool groups. Consult ANSI B186.1 Safety Code for Portable Air Tools. Available from: America National Standards Institute (ANSI), 11 W. 42nd St., 13th floor, New York, New York 10036, (212) 642-4900; or the European Committee for Standardization, Rue de Stassart 36, 1050 Brussels, Belgium.

Impact Wrenches



- Never use hand sockets. Use only impact sockets in good condition. Sockets in poor condition reduce impact power and could also shatter, resulting in personal injury.
- When using a universal joint, never free run the tool, it may run too fast and cause the joint to be thrown from the tool.
- Always use the simplest hook-up possible. Long springy extension bars and adapters absorb impact power and could break loose resulting in personal injury. Instead, use deep sockets whenever possible.
- For tools using the pin and o-ring socket retainer, use the o-ring to securely retain the socket pin.

Abrasive Tools



- Never mount a grinding wheel on a sander.
- Never use a grinding wheel marked with a speed lower than the rated air grinder speed.
- All grinding wheels and polishing/sanding accessories should be checked for cracks or other damage before mounting and use.
- Always use the recommended wheel guard to prevent injury when performing grinding operations. If a guard has withstood wheel or disc breakage, it must be replaced.
- Position a guard between the grinding wheel or disc and the operator. Use barriers to protect others from fragments and grinding sparks.
- Make sure grinding wheels are mounted according to manufacturer's specifications; always use correct mounting flanges.
- Before grinding, test grinding wheel or disc by briefly running tool at full throttle. Be sure to use a barrier (such as under a heavy work table) to protect yourself from possible broken wheel parts.
- Never tamper with or remove a speed governor from a tool to make it run faster. Periodically check tool speed with a tachometer.

Assembly Tools



- Serious injury can result from over-torqued or under-torqued fasteners, which can break, or loosen and separate.
- Released assemblies can become projectiles. Assemblies requiring a specific torque must be checked using a torque meter.

Hammers



- All chisels, rivet sets and other accessories should be checked for cracks, excessive wear, or other physical damage before each use. Accessories that show signs of damage should be replaced immediately.
- Never use a tool without the proper accessory retainer.

Ratchets



- Never use hand sockets. Use only power drive sockets per ANSI B107.2.
- To reduce the risk of injury, always support the handle securely in the direction opposite of the spindle rotation to minimize torque reaction.

Specialty Tools



- Specific instructions/warnings affecting this group of tools are contained in product-specific documents accompanying each product.

Drills



- Keep away from rotating bit and chuck. You can become cut or burned if you come in contact with the drill bit, chips or work surface.
 - Use intermittent drill pressure to avoid long shaved chips.
 - The drill bit can suddenly bind and cause the work piece or tool to rotate causing arm and shoulder injuries.
- ANSI recommends use of a support handle on drills with a chuck larger than 3/8" (10 mm).

Accessories



- Always use accessories of correct size and design for the tool. Tool and accessories must not be modified in any way.
- Never use a tool without the proper accessory retainer.

See Safety Requirements for Abrading Materials with Coated Abrasives (B7.7) from ANSI.

Index

MODEL	PART NUMBER	DESCRIPTION	PAGE
CP2136	8941021360	Screwdrivers	P.56
CP2141	8941021410	Screwdrivers	P.56
CP2755	6151922755	Screwdrivers	P.57
CP2765	6151922765	Screwdrivers	P.57
CP2780	6151922780	Screwdrivers	P.57
CP3510	6151933510	Pneumatic Sanders & Polishers	P.77
CP3511	6151933511	Pneumatic Sanders & Polishers	P.77
CP3512	6151933512	Pneumatic Sanders & Polishers	P.77
CP3514	6151933514	Pneumatic Sanders & Polishers	P.77
CP5000	T024585	Impact Wrenches	P.24
CP7110	8941071101	Percussive Tools	P.88
CP7110 Kit	8941171101	Percussive Tools	P.91
CP7111	8941071110	Percussive Tools	P.88
CP7111HK	8941171111	Percussive Tools	P.91
CP7111K	8941171110	Percussive Tools	P.91
CP7115	8941071150	Percussive Tools	P.90
CP7120	8941071200	Percussive Tools	P.90
CP7125	8941071250	Percussive Tools	P.90
CP714	T012735	Percussive Tools	P.116
CP714 Kit	T025364	Percussive Tools	P.118
CP7150	8941071500	Percussive Tools	P.88
CP7150K	8941171500	Percussive Tools	P.91
CP7160	8941071600	Percussive Tools	P.89
CP7160K	8941071601	Percussive Tools	P.91
CP7165	8941071650	Percussive Tools	P.89
CP7165K	8941071651	Percussive Tools	P.91
CP717	T020120	Percussive Tools	P.116
CP717 Kit	T025365	Percussive Tools	P.118
CP7200	8941072001	Pneumatic Sanders & Polishers	P.83
CP7201	8941072014	Sanders & Polishers	P.83
CP721	T021963	Impact Wrenches	P.14
CP7215	8941072151	Pneumatic Sanders & Polishers	P.78
CP7215CVE	8941272153	Pneumatic Sanders & Polishers	P.78
CP7215E	8941272151	Pneumatic Sanders & Polishers	P.78
CP7215HCVE	8941272155	Pneumatic Sanders & Polishers	P.79
CP7215SVE	8941272152	Pneumatic Sanders & Polishers	P.78
CP7225	8941072251	Pneumatic Sanders & Polishers	P.78
CP7225-3	8941072257	Pneumatic Sanders & Polishers	P.76
CP7225CV	8941072253	Pneumatic Sanders & Polishers	P.78
CP7225CVE	8941272253	Pneumatic Sanders & Polishers	P.78
CP7225CVE-3	8941272258	Pneumatic Sanders & Polishers	P.76
CP7225E	8941272251	Pneumatic Sanders & Polishers	P.78
CP7225E-3	8941272257	Pneumatic Sanders & Polishers	P.76
CP7225SVE	8941272252	Pneumatic Sanders & Polishers	P.78
CP7255	8941072551	Pneumatic Sanders & Polishers	P.78
CP7255CV	8941072553	Pneumatic Sanders & Polishers	P.78
CP7255CVE	8941272553	Pneumatic Sanders & Polishers	P.78
CP7255CVE-3	8941272558	Pneumatic Sanders & Polishers	P.76
CP7255E	8941272551	Pneumatic Sanders & Polishers	P.78
CP7255E-3	8941272557	Pneumatic Sanders & Polishers	P.76
CP7255H	8941072554	Pneumatic Sanders & Polishers	P.79
CP7255HCVE	8941272555	Pneumatic Sanders & Polishers	P.79
CP7255SV	8941072552	Pneumatic Sanders & Polishers	P.78
CP7255SVE	8941272552	Pneumatic Sanders & Polishers	P.78
CP7263CVE	8941172650	Pneumatic Sanders & Polishers	P.80
CP7263E	8941072650	Pneumatic Sanders & Polishers	P.80
CP7264CVE	8941172640	Pneumatic Sanders & Polishers	P.80
CP7264E	8941072640	Pneumatic Sanders & Polishers	P.80
CP7266CVE	8941172660	Pneumatic Sanders & Polishers	P.80
CP7266E	8941072660	Pneumatic Sanders & Polishers	P.80
CP7267CVE	8941172670	Pneumatic Sanders & Polishers	P.81
CP7267E	8941072670	Pneumatic Sanders & Polishers	P.81
CP7268	8941072680	Sanders & Polishers	P.84
CP7269P	8941078691	Sanders & Polishers	P.82
CP7269S	8941078690	Sanders & Polishers	P.82
CP7300C	8941073013	Drills	P.96
CP7300RC	8941073011	Drills	P.96
CP7300RQCC	8941073012	Drills	P.96
CP734H	T024351	Impact Wrenches	P.112
CP734H Kit	T025163	Impact Wrenches	P.118
CP734H Kit Metric	T025164	Impact Wrenches	P.118
CP7405	8941074050	Grinders	P.62
CP7406	8941074060	Grinders	P.62
CP7408	8941074080	Grinders	P.62
CP7410	8941074100	Grinders	P.62
CP7411	8941074110	Grinders	P.62
CP7412	8941074120	Grinders	P.62
CP749	T024587	Impact Wrenches	P.112
CP7500D	8941075001	Grinders	P.66

MODEL	PART NUMBER	DESCRIPTION	PAGE
CP7540-C	8941075401	Grinders	P.65
CP7545-B	8941075452	Grinders	P.65
CP7545-C	8941075451	Grinders	P.65
CP7550-A	8941075503	Grinders	P.65
CP7550-B	8941075502	Grinders	P.65
CP7550-C	8941075501	Grinders	P.65
CP7600C-R4P	8941076035	Pneumatic Torque Wrenches	P.49
CP7600xB	8941076010	Pneumatic Torque Wrenches	P.49
CP7600xB-R	8941076011	Pneumatic Torque Wrenches	P.49
CP7600xB-R4P	8941076015	Pneumatic Torque Wrenches	P.49
CP7600xC-R4P	8941076025	Pneumatic Torque Wrenches	P.49
CP7630	8941076300	Impact Wrenches	P.21
CP7722	8941077220	Impact Wrenches	P.14
CP7729	8941077290	Impact Wrenches	P.14
CP772H	T024598	Impact Wrenches	P.112
CP772H-6	T024757	Impact Wrenches	P.112
CP772HK	T025171	Impact Wrenches	P.118
CP772HK-Metric	T025162	Impact Wrenches	P.118
CP7731	8941077310	Impact Wrenches	P.17
CP7731C	8941077311	Impact Wrenches	P.15
CP7732	8941077320	Impact Wrenches	P.17
CP7732C	8941077321	Impact Wrenches	P.15
CP7737	8941077370	Impact Wrenches	P.16
CP7739	8941077390	Impact Wrenches	P.14
CP7741	8941077410	Impact Wrenches	P.17
CP7741-2	8941077412	Impact Wrenches	P.17
CP7748	8941077481	Impact Wrenches	P.18
CP7748-2	8941077486	Impact Wrenches	P.18
CP7748TL	8941077484	Impact Wrenches	P.19
CP7748TL-2	8941077485	Impact Wrenches	P.19
CP7755	8941077550	Impact Wrenches	P.17
CP7755 Air Flex Mini	8941077551	Impact Wrenches	P.17
CP7762	8941077620	Impact Wrenches	P.21
CP7763	8941077630	Impact Wrenches	P.21
CP7763-6	8941077636	Impact Wrenches	P.21
CP7763D-6	8941077637	Impact Wrenches	P.22
CP7769	8941077691	Impact Wrenches	P.20
CP7769-6	8941077697	Impact Wrenches	P.20
CP7773	8941077730	Impact Wrenches	P.22
CP7773D	8941077731	Impact Wrenches	P.22
CP7773D-6	8941077737	Impact Wrenches	P.22
CP7776	8941077760	Impact Wrenches	P.23
CP7776-6	8941077766	Impact Wrenches	P.23
CP7779	8941077791	Impact Wrenches	P.22
CP7782	8941077820	Impact Wrenches	P.24
CP7782-6	8941077826	Impact Wrenches	P.24
CP7782-SP6	8941077821	Impact Wrenches	P.24
CP7782TL-6	8941077827	Impact Wrenches	P.24
CP7783	8941077830	Impact Wrenches	P.23
CP7783-6	8941077836	Impact Wrenches	P.23
CP781	T025096	Screwdrivers	P.113
CP782	T025097	Screwdrivers	P.113
CP7829	8941078293	Ratchet Wrenches	P.28
CP7829H	8941078294	Ratchet Wrenches	P.28
CP7830HQ	8941078308	Ratchet Wrenches	P.28
CP7830QC	8941078306	Ratchet Wrenches	P.28
CP785	T022698	Drills	P.115
CP785H	T024134	Drills	P.115
CP785QC	T024242	Drills	P.115
CP785S	T023200	cutting tools	P.117
CP789HR	T025165	Drills	P.115
CP789R-26	T025180	Drills	P.115
CP789R-42	T025198	Drills	P.115
CP7900	8941079000	Cutting Tools	P.103
CP7901	8941079011	Cutting Tools	P.102
CP7901K	8941079010	Cutting Tools	P.102
CP796	T019799	Impact Wrenches	P.23
CP797	T019139	Impact Wrenches	P.113
CP797-6	T013901	Impact Wrenches	P.113
CP797SP6	T018653	Impact Wrenches	P.113
CP80020	8941181020	Lift Equipment	P.124
CP80022	8941098900	Lift Equipment	P.124
CP80030	8941181030	Lift Equipment	P.124
CP80032	8941098920	Lift Equipment	P.124
CP81020	8941081020	Lift Equipment	P.123
CP81030	8941081030	Lift Equipment	P.123
CP81050	8941081050	Lift Equipment	P.123
CP81080	8941081080	Lift Equipment	P.123
CP81120	8941181120	Lift Equipment	P.123

MODEL	PART NUMBER	DESCRIPTION	PAGE
CP81200	8941081200	Lift Equipment	P.123
CP81300	8941081300	Lift Equipment	P.123
CP82020	8941082020	Lift Equipment	P.122
CP82030	8941082030	Lift Equipment	P.122
CP82060	8941082060	Lift Equipment	P.122
CP82120	8941082120	Lift Equipment	P.122
CP82200	8941082200	Lift Equipment	P.122
CP824	T025390	Ratchet Wrenches	P.26
CP825C	8941082511	Ratchet Wrenches	P.26
CP825CT	8941082512	Ratchet Wrenches	P.26
CP826	T025074	Ratchet Wrenches	P.27
CP826T	T025075	Ratchet Wrenches	P.27
CP828	T022708	Ratchet Wrenches	P.113
CP828H	T022970	Ratchet Wrenches	P.113
CP828HK-Metric	T024448	Ratchet Wrenches	P.118
CP83100	8941083100	Workshop Cranes	P.128
CP8323 CORDLESS TIRE BUFFER BARE TOOL	8941083230	Cordless Tire Buffer	P.106
CP8323 CORDLESS TIRE BUFFER KIT	8941183230	Cordless Tire Buffer	P.106
CP8323 CORDLESS TIRE BUFFER KIT NA VERSION	8941283230	Cordless Tire Buffer	P.106
CP84010	8941084010	Wheel Dollies Car Positionners	P.129
CP85030	8941085030	Lift Equipment	P.125
CP85031	8941085031	Lift Equipment	P.125
CP85050	8941085050	Lift Equipment	P.125
CP85080	8941085080	Lift Equipment	P.125
CP85100	8941085100	Lift Equipment	P.125
CP854	T023186	Grinders	P.114
CP854E	T023187	Grinders	P.114
CP857	T024387	Grinders	P.114
CP858	T025179	Sanders & Polishers	P.116
CP860	T019704	Grinders	P.114
CP8609-B PACK 36V 2.5AH	6151570500	Battery Torque Wrenches	P.45
CP8609-BT PACK 36V 2.5AH	6151570440	Battery Torque Wrenches	P.45
CP8609-C PACK 36V 2.5AH	6151570730	Battery Torque Wrenches	P.45
CP8609C-B PACK 36V 2.5AH	6151570510	Battery Torque Wrenches	P.45
CP8609C-BT PACK 36V 2.5AH	6151570450	Battery Torque Wrenches	P.45
CP8609C-C PACK 36V 2.5AH	6151570740	Battery Torque Wrenches	P.45
CP8609C-CT PACK 36V 2.5AH	6151570570	Battery Torque Wrenches	P.45
CP8609CQ-B PACK 36V 2.5AH	6151570520	Battery Torque Wrenches	P.45
CP8609CQ-BT PACK 36V 2.5AH	6151570460	Battery Torque Wrenches	P.45
CP8609CQ-C PACK 36V 2.5AH	6151570750	Battery Torque Wrenches	P.45
CP8609CQ-CT PACK 36V 2.5AH	6151570580	Battery Torque Wrenches	P.45
CP8609CQ-xC PACK 36V 2.5AH	6151570800	Battery Torque Wrenches	P.45
CP8609CQ-xCT PACK 36V 2.5AH	6151570640	Battery Torque Wrenches	P.45
CP8609-CT PACK 36V 2.5AH	6151570560	Battery Torque Wrenches	P.45
CP8609C-xC PACK 36V 2.5AH	6151570790	Battery Torque Wrenches	P.45
CP8609C-xCT PACK 36V 2.5AH	6151570630	Battery Torque Wrenches	P.45
CP8609TC-B PACK 36V 2.5AH	6151570530	Battery Torque Wrenches	P.45
CP8609TC-BT PACK 36V 2.5AH	6151570470	Battery Torque Wrenches	P.45
CP8609TC-C PACK 36V 2.5AH	6151570760	Battery Torque Wrenches	P.45
CP8609TC-CT PACK 36V 2.5AH	6151570590	Battery Torque Wrenches	P.45
CP8609TC-xC PACK 36V 2.5AH	6151570810	Battery Torque Wrenches	P.45
CP8609TC-xCT PACK 36V 2.5AH	6151570650	Battery Torque Wrenches	P.45
CP8609-xC PACK 36V 2.5AH	6151570780	Battery Torque Wrenches	P.45
CP8609-xCT PACK 36V 2.5AH	6151570620	Battery Torque Wrenches	P.45
CP860E	T021136	Grinders	P.114
CP860ES	T023193	Grinders	P.114
CP860ESE	T023354	Grinders	P.114
CP861	T022039	Cutting tools	P.117
CP86100	8941086100	Workshop Presses	P.126
CP86101	8941086101	Workshop Presses	P.127
CP86150	8941086150	Workshop Presses	P.126
CP86151	8941086151	Workshop Presses	P.127
CP86200	8941086200	Workshop Presses	P.126
CP86201	8941086201	Workshop Presses	P.127
CP86300	8941086300	Workshop Presses	P.126
CP86301	8941086301	Workshop Presses	P.127
CP86500	8941086500	Workshop Presses	P.126
CP86501	8941086501	Workshop Presses	P.127
CP86750	8941086750	Workshop Presses	P.126
CP86751	8941086751	Workshop Presses	P.127
CP870	T023990	Pneumatic Sanders & Polishers	P.79
CP87029	8941087029	Ergonomic Seat	P.51
CP871C	8940176889	Speciality Tools	P.103
CP872	T025373	Grinders	P.61
CP873C	8940176891	Speciality Tools	P.103

MODEL	PART NUMBER	DESCRIPTION	PAGE
CP873C-HD	8940177048	Speciality Tools	P.104
CP873C-HDES	8940177047	Speciality Tools	P.104
CP874	T025375	Cutting Tools	P.105
CP875	T023995	Grinders	P.60
CP876	T023996	Grinders	P.60
CP879C	8941008790	Drills	P.97
CP881	T023916	Cutting tools	P.117
CP8854 BARE TOOL	8941088548	Cordless Impact Wrenches	P.54
CP8854 Pack 18V	8941088540	Cordless Impact Wrenches	P.55
CP8854-2 BARE TOOL	8941088549	Cordless Impact Wrenches	P.54
CP8854-2 Pack 18V	8941088542	Cordless Impact Wrenches	P.55
CP886	T024240	Ratchet Wrenches	P.28
CP886H	T024391	Ratchet Wrenches	P.28
CP887C	8941008870	Drills	P.98
CP8905	8941089055	Torque Wrenches	P.37
CP8905 E	8941089050	Torque Wrenches	P.37
CP8906	8941189060	Electronic Torque Wrenches	P.39
CP8906TC	8941189061	Electronic Torque Wrenches	P.39
CP8910	8941089105	Torque Wrenches	P.37
CP8910 E	8941089100	Torque Wrenches	P.37
CP8911	8941189110	Electronic Torque Wrenches	P.39
CP8911TC	8941189111	Electronic Torque Wrenches	P.39
CP8915	8941089155	Torque Wrenches	P.37
CP8915 E	8941089150	Torque Wrenches	P.37
CP8916	8941089160	Electronic Torque Wrenches	P.39
CP8916TC	8941089161	Electronic Torque Wrenches	P.39
CP8917	8941089175	Torque Wrenches	P.37
CP8917 E	8941089170	Torque Wrenches	P.37
CP8918	8941089180	Electronic Torque Wrenches	P.39
CP8918TC	8941089181	Electronic Torque Wrenches	P.39
CP8920	8941089205	Torque Wrenches	P.37
CP8920 E	8941089200	Torque Wrenches	P.37
CP8921	8941189210	Electronic Torque Wrenches	P.39
CP8921TC	8941189211	Electronic Torque Wrenches	P.39
CP8922	8941189220	Electronic Torque Wrenches	P.39
CP8922TC	8941189221	Electronic Torque Wrenches	P.39
CP8925	8941089255	Torque Wrenches	P.37
CP8925 E	8941089250	Torque Wrenches	P.37
CP90250	8941090250	Jump Starters	P.130
CP90500	8941090500	Jump Starters	P.130
CP90600	8941090600	Jump Starters	P.130
CP9104Q	6151959104	Grinders	P.60
CP9107	6151959107	Grinders	P.61
CP9116	8941091160	Cutting Tools	P.105
CP9120CR	6151952120	Grinders	P.67
CP9120CRN	8941091200	Grinders	P.67
CP9121AR	6151957321	Grinders	P.67
CP9121BR	6151957221	Grinders	P.67
CP9121CR	6151952121	Grinders	P.67
CP9122BR	6151957222	Grinders	P.67
CP9122CR	6151952122	Grinders	P.67
CP9123	6151959123	Grinders	P.68
CP9285C	8941092850	Drills	P.97
CP9286C	8941092860	Drills	P.98
CP9287C	8941092870	Drills	P.97
CP9288C	8941092880	Drills	P.98
CP9426	6151919426	Ratchet Wrenches	P.26
CP9427	6151919427	Ratchet Wrenches	P.26
CP9705	6151939705	Speciality Tools	P.107
CP9710	6151939710	Speciality Tools	P.107
CP9779	6151939779	Sanders & Polishers	P.84
CP9780	6151939780	Sanders & Polishers	P.84
CP9789C	8941097890	Drills	P.98
CP9790C	8941097900	Drills	P.97
CP9791C	8941097910	Drills	P.98
CP9792C	8941097920	Drills	P.97
CP9882	8941098820	Riveting Tools	P.108
CP9885	6151979885	Speciality Tools	P.107
CP9886	8941098860	Riveting Tools	P.108
CP9887	8941098870	Riveting Tools	P.108
CP9888	8941098880	Riveting Tools	P.109
CP9778	6151939778	Sanders & Polishers	P.78
CP9779	6151939779	Sanders & Polishers	P.80
CP9780	6151939780	Sanders & Polishers	P.80
CP9789C	8941097890	Drills	P.94
CP9790C	8941097900	Drills	P.93
CP9791C	8941097910	Drills	P.94
CP9792C	8941097920	Drills	P.93
CP9882	8941098820	Riveting tools	P.103

Index

MODEL	PART NUMBER	DESCRIPTION	PAGE
CP9882	8941098820	Riveting tools	P.103
CP9885	6151979885	Speciality tools	P.102
CP9886	8941098860	Riveting tools	P.103
CP9886	8941098860	Riveting tools	P.103
CP9887	8941098870	Riveting tools	P.103
CP9887	8941098870	Riveting tools	P.103
CP9888	8941098880	Riveting tools	P.104
CP9888	8941098880	Riveting tools	P.104



At Chicago Pneumatic we have a passion for performance and long-lasting partnerships. Since 1901, we have been committed to reliability based on technology and trust.

A stylized world map composed of numerous red, curved lines that create a sense of motion and global connectivity.

People. Passion. Performance.

For more information, please contact your CP channel partner:

Use only authorized parts. Any damage or malfunction caused by the use of unauthorized parts is not covered by Warranty or Product Liability.